

HYDRAULIC TOOL

TOOLS CATALOG



CUTTING | CRIMPING | OTHER APPLICATIONS

CONTENTS

EDITORIAL	
THE DUBUIS COMPANY	
HISTORY	
QUALITY	
RESEARCH & DEVELOPMENT	
PRODUCTION	
AFTER-SALES SERVICE	
TRAINING	
SALES	
TRADE SHOWS	

HYDRAULIC HAND TOOLS

MANUAL CABLE CUTTER

MCL025G-26G	14
MCL040G	15
MCL045G	16
MCL055G	17
MCL065C	18
MCL085G	19

MANUAL CRIMPING PRESS

MPP031	20
MPP036	21
MPL051-52	22
MPL062	23
MPL080	24
MPL130	25
MPL130U	26

HYDRAULIC TOOLS MULTITOOLS

BPL063	32
BPP063	33
BPE063	34

MULTITOOL HEADS

XPM062	35
XGM025	36
XCM050	37
XHM062	38
XCMDIN	39
XCMSTRU	40
XCM008	41
XPM061	42
XPM060F	43
XPM130D	44
XDM041	45
XCMNUT	46
XGMTRC	47
XGMCAT	48
XCMTRAY	49

BATTERY-OPERATED HYDRAULIC TOOLS

MINI-PISTOL

BCE025G	52
BCE035C	53
BPE031	54
BPE036	55
BPE055	56

BPE060F	57
BPE061	58
BPE062	59
BPE130	60

BATTERY-OPERATED HYDRAULIC TOOLS INLINE

BCL020C	64
BCL025G	65
BCL035C	66
BCL050C	67
BPL031	68
BPL036	69
BPL055	70
BPL060F	71
BPL061	72
BPL062	73

BATTERY-OPERATED HYDRAULIC TOOLS PISTOL

BCP040G	76
BCP045G	77
BCP055G	78
BCP065C	79
BCP085GD	80
BPP060F	81
BPP061	82
BPP062	83
BPP080	84
BPP130	85
BPP130D	86
BPP130U	87
BPP1351	88
BPP220H	89
BPP240H	90

FORCE CONTROL	92
---------------	----

CONTROL SOFTWARE	93
------------------	----

18 V ACCESSORIES	95
------------------	----

FLEXVOLT™ ACCESSORIES	96
-----------------------	----

HYDRAULIC POWER PACKS

CONNECTION	100
PHP700	101
PHE706	102
BGH701	104
BGH702	105
ACCESSORIES	106
FITTINGS & HOSES	107

HYDRAULIC HEADS

XCH018C	110
XCH020C	111
XCH025G	112
XCH030C	113
XCH035C	114
XCH040G	115
XCH045G	116
XCH055G	117
XCH065C	118
XCH085G	119
XC195C	120
XD51	121
XD62	122



EDITORIAL

The company's outside facade

DUBUIS

THE DUBUIS COMPANY

DUBUIS, a small business employing 72 people.
It designs, manufactures and markets a wide range of manual & battery powered hydraulic products for the electrical industry, railway, sanitary and aeronautic markets.

DUBUIS takes care about tools manufacturing "Made in France", and leans on local subcontractors to get all the flexibility and reactivity for production. The Research & Development and Production activities are integrated in the plant located in Blois, ensuring the know-how control and products quality.

Recognized for its innovative capabilities, over 1000 customers have placed their trust in DUBUIS. DUBUIS markets its hydraulic tooling in France but also over more than 35 foreign countries, living up long-term partnerships.

Located since 1949 in Blois, in the Loire Valley with its Châteaux, DUBUIS is 1h30 South from Paris, accessible by the A10 motorway or by TGV (high speed train).



**FABRIQUÉ
EN FRANCE**



Former company premises

HISTORY

Created in 1949 by Mr Maurice Dubuis, DUBUIS is a precision engineering company specialized in the aeronautic and the military industry. DUBUIS then capitalized its knowledge and expertise to diversify by creating its own products and distributing them in France and on International markets.

In 2001, DUBUIS joined the FACOM Tools Group, where is the center of expertise in precision engineering and hydraulics.

In 2006, the STANLEY Group bought FACOM Tools and a close synergy was set up with DUBUIS: to develop the sales of DUBUIS tools in US markets and to make DUBUIS the European leader of STANLEY tools for the railway sector.

Creating of the company
by M. DUBUIS.
1949

Diversification into other
industrial sectors.
1970

Development of the **D30**
crimping tool.
1984

Launching of the **railway**
product range.
1991

Creation of hydraulic tools
for the **plumbing & sanitary**
segment.
1993

Creation of the **12 V battery**
operated tool range.
1994

The company teams up WITH
FACOM
2001

Creation of the **14.4 V & 18 V**
battery operated tools range.
2002

The new **D36** model
is released.
2005

Integration in the
StanleyBlack&Decker Group.
2006

The first inline battery
operated tool is released.
2008

The Stanley Hydraulic Europe
division is set up.
2011

The **neoLEC™ 18 V Li-Ion** tools
range and the **Stanley Hydraulic**
tools range are launched.
2012

The **Stanley "V series"** is
launched:
– **BGH**, hydraulic power pack.
– **BPE**, battery-operated tools.
2014-2015

Launch of the **PMTXX** for
installing **earth bonds**,
2016

Launch of the **battery-operated**
rail drill DP4CC
2021

Launch of the **BTEMXX** battery-
operated earth bond installation
tool
2022

Launch of the **Multitool** range
2023

Launch of the **BGH702 with its**
bolt-cutter tool for removing the
asbestos roof panel
2023

QUALITY

Quality, safety and protection of the environment are fundamental to our company. For this reason, we train and inform our staff and suppliers on our requirements and we ensure that these matters are taken into account at all levels, without compromise.



Inspection department



Our ISO 9001, EN 9100, ISO 14001 and ISO 45001 certifications along with our CSR label perfectly illustrate our determined approach to continuous improvement, compliance with regulations and with our customers' requirements.



Inspection department

*Therefore, **DUBUIS** is a committed and responsible industrial player, whose mission is to take care of its **Employees** by guaranteeing them good working conditions and proper training, to take care of the **planet** by preserving the habitability of our environment, and to look after its **customers** by offering them a range of **high-performance, durable, repairable and safe products***

RESEARCH & DEVELOPMENT

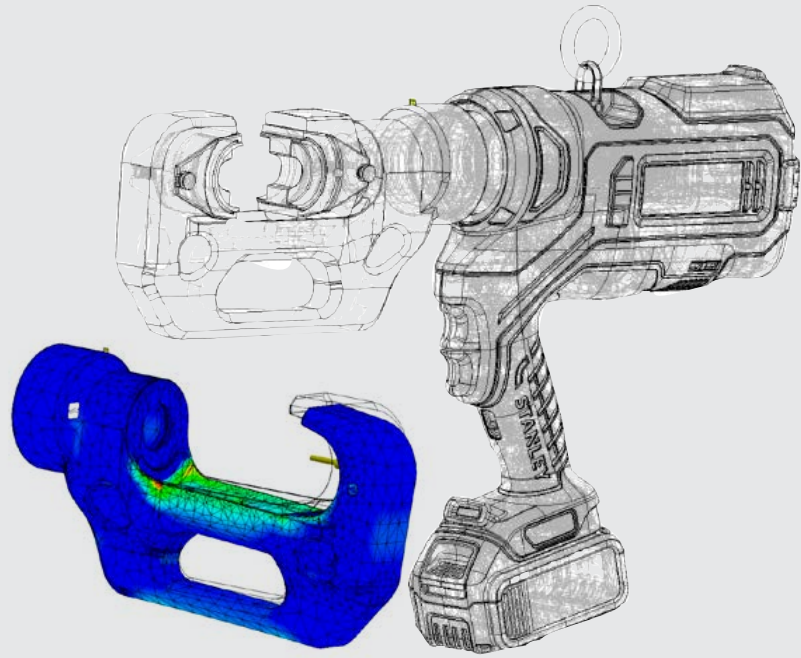
In an ever-more competitive industrial world, Research & Development is of strategic importance. Six engineers work in this team to innovate and satisfy the needs of our customers.

We are constantly at the cutting edge of technology, with our 3D design and finite element calculation resources underpinning the design and development of increasingly powerful, lightweight, ergonomic and innovative tools.

Tool qualification also involves a series of tests such as operation in severe environments, impact and drop tests, testing in the field, etc. This approach ensures that our products are reliable.

In compliance with the applicable standards and directives, and through ongoing research into new materials, the Design Office creates new concepts. Patents are filed every year to protect these skills.

Eco-designing is one of our company's values and strengths, along with a strong focus on designing parts that are interchangeable in our different series of tools, and on reusing bases shared with our existing concepts and associate companies. Right from the design stage, the materials are harmonized and chosen with care, the life cycles of our tools and parts (repairability, recycling, end-of-life) are determined by factoring in the impact of subcontractors, transport and how they are used by professionals.



Head BPP1351 finite-element calculation



Tool on battery BPP1303

INNOVATION

Dubuis currently bases its developments on **Lithium-Ion and flexvolt technology**, which it incorporates in its entire range of battery-operated electro-hydraulic tools. With this technology, the tools are fully managed by an electronic control board for optimum battery life.

To improve sustainability of our tools over time, a **surface treatment** by Nickel-Phosphorous auto-catalytic plating (white zinc-plated appearance) is applied to the heads, bodies and other main parts of the hydraulic circuit. This new coating is more robust to climatic conditions by eliminating oxidation, while retaining the mechanical properties of the parts and machining precision. This surface treatment is also applied to our die sets for greater longevity.

PRODUCTION

Our technicians are all qualified and experienced: approved to carry out self-checks and responsible for managing the tools at their workstation, they safeguard the quality of our products.

The production machinery is geared to small and medium production runs, and to different types of machining. By integrating the various machining operations within the company and managing production using a "one-piece flow" concept, we can deliver a high level of flexibility and responsiveness.

- CNC LATHE AND MILLING CENTERS
- ELECTRO-EROSION
- GRINDING
- ELECTRO-CHEMICAL PROCESS
- HEAT TREATMENT
- ASSEMBLY
- TESTING



Five-axis machining center

Hydraulic bodies



Mechanical parts





Field service vehicle

AFTER-SALES SERVICE

The role of the after-sales service is mainly to repair tools as rapidly as possible and in the best conditions, as well as to provide customer care and technical assistance.

The after-sales service analyses the maintenance operations to study, in collaboration with the various technical departments, any improvements that could be made to the products.

In 2014, Dubuis created a "Field After-Sales Service" team. This team can visit your region on request.

To make an appointment or request a quotation, please contact Mr. Girardeau on **+33(0)2 54 52 40 20**, or **+33(0)7 85 56 98 66** or via e-mail: **damien.girardeau@sbdinc.com**

TRAINING

DUBUIS organizes technical and sales training courses for its customers and key partners on its hydraulic tools and its other product ranges. The aim of these training courses is to provide support for tool sales, through a deeper understanding of the advantages of our products and their marketing potential. These seminars are designed to ensure that we remain attuned to our customers' needs at all times.

SALES

Tel.: +33 (0)2 54 52 40 38
E-mail: commercial@dubuis.com
17-19 rue Jules Berthonneau
CS 73406 – Villebarou
41034 BLOIS cedex – **FRANCE**

DIRECT LINES AND E-MAIL ADDRESSES:

Sales Managers:

Luc MAROT
+33 (0)6 15 67 93 89
luc.marot@sbdinc.com

Didier DAMOIZET
+33 (0)7 64 02 10 68
didier.damoizet@sbdinc.com

Sales Engineer:

Jonathan GARCIA
+33 (0)6 81 86 33 62
jonathan.garcia@sbdinc.com

Sales Representatives:

Sandrine Levavasseur
+33 (0)2 54 52 40 07
sandrine.levavasseur@sbdinc.com

Christophe Guillemot
+33 (0)2 54 52 40 27
christophe.guillemot@sbdinc.com

Clarisse BRES
+33 (0)6 02 12 41 86
clarisse.bres@sbdinc.com

Kelly VEILLEROT
+33 (0)6 71 75 84 27
kelly.veillerot@sbdinc.com

Sales Administration:

Laure PROD'HOMME
+33 (0)6 07 15 59 89
laure.prodhomme@sbdinc.com

GET OUR CATALOGUE ON THE WEBSITE:

> Complete downloadable catalogues
www.dubuis.com



TRADE SHOWS

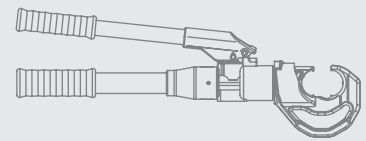
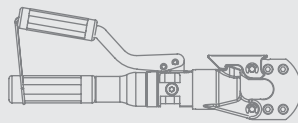
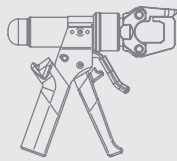
> Every year, DUBUIS takes part in numerous trade shows in France and abroad, with our international distributors.



The company's stand at the InnoTrans RailRoad & Transport Technology show - Berlin, Germany - September 2023



STRONG, RELIABLE & ERGONOMIC



By release lever




PISTON RETURN

By release lever
(located on the fixed handle).



By release lever
(located on the moveable handle).
Handle rotation & closing.



**TWO-COLOR,
NON-SLIP FINISH**



ERGONOMIC HANDLES



INSULATING HANDLES



**180°
ROTATIVE HEAD**

Can be used in every position.



**INTERCHANGEABLE
DIE SETS**

Simple or reversible.



**AUTOMATIC
RELEASE**

At set pressure.
> Audible click

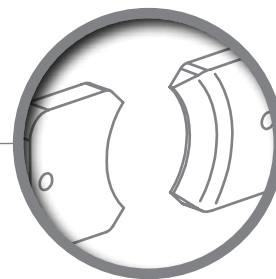
HYDRAULIC HAND TOOLS



CABLE CUTTER 		MCL025G (36914) MCL026G	page 14
		MCL040G	page 15
		MCL045G	page 16
		MCL055G	page 17
		MCL065C	page 18
		MCL085G	page 19
CRIMPING PRESSES 		MPP031 (34915)	page 20
		MPP036 (34914)	page 21
		MPL051 (31931) MPL052	page 22
		MPL062	page 23
		MPL080	page 24
		MPL130-26 -38	page 25
		MPL130U	page 26



LOCK
To open and close the head quickly.



SNCF MCL025G APPROVAL N^o IPM 04145

MCL025G-26G

HYDRAULIC CABLE-CUTTER
MANUAL GUILLOTINE TYPE

> P/N 36914-01 for the MCL025 Same force, stroke and capacity as the XCH025G tool and the BCE025G & BCL025G battery tools.

CABLE TYPES

copper, aluminum and steel

MAX. DIAMETER

Ø 25 mm
(depending on cables)



NEW REINFORCED BLADES

Extends blade service life (> special steel cutter).



IDENTICAL BLADE & COUNTER-BLADE

Facilitates cutting.

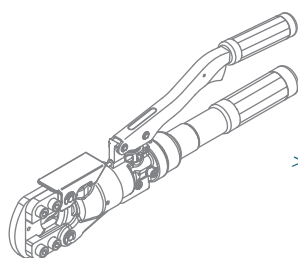


INTERCHANGEABLE BLADES

Easy to replace and use.
P/N 91298 square profile blade.
P/N 78502 standard blade.



Do not use on live cables.



> Version **MCL026** has a 2-speed hydraulic system (cutting capacity identical to tool **MCL025**).

FORCE	55 kN
DIMENSIONS (L x w x h in mm)	380 x 60 x 140
WEIGHT	2.950 kg




DIMENSIONS (mm)	490 x 302 x 90
WEIGHT	1.300 kg

> Supplied with the tool P/N PB31866N

	CABLE TYPES	MAX. HARDNESS	MAX. CUTTING Ø *
MULTI-STRAND CABLES	7 x 19 strands – steel	100 > 120 daN/mm ²	Ø 15 > 16 mm
	7 x 37 strands – steel	130 > 145 daN/mm ²	Ø 12 > 13 mm
ELECTRIC CABLES	Bare – copper/aluminum		300 mm ²
	Rigid multi-strand – copper/aluminum		Ø 20 > 22 mm
	Semi-rigid multi-strand – copper/aluminum		
ROUND BARS	Copper	< 20 daN/mm ²	Ø 20 > 22 mm
	Hard copper	20 > 28 daN/mm ²	Ø 15 > 18 mm
	Aluminum	< 20 daN/mm ²	Ø 20 > 25 mm
	Mild steel	42 > 45 daN/mm ²	Ø 12 > 14 mm
	Medium hard steel	50 > 70 daN/mm ²	Ø 10 mm
INSULATED CABLES	Depends on the thickness of insulation		150 > 240 mm ²
	Stainless steel	< 150 daN/mm ²	Ø 8 > 10 mm

* Other dimensions and cables to be validated by testing.



LOCK-PIN
Captive, to close
the head safely.

MCL040G

HYDRAULIC CABLE-CUTTER MANUAL GUILLOTINE TYPE

> Force, stroke and capacities identical to tool **XCH040G** and
battery-operated tool **BCP040G**.

CABLE TYPES

copper, aluminum and steel

MAX. DIAMETER

Ø 40 mm

(depending on cables)



REINFORCED BLADES / SPECIAL COATING
Lengthens the blades' service life (> steel cutter).

IDENTICAL BLADE & COUNTER-BLADE
Facilitates cutting.

INTERCHANGEABLE BLADES
Easy to replace. P/N 36052

2-SPEED HYDRAULIC SYSTEM
Reduces the number of pumping actions.



Do not use on live cables.


FORCE	88 kN
DIMENSIONS (L x w x h in mm)	645 x 85 x 165
WEIGHT	6.250 kg



CANVAS BAG – Supplied with the tool.

	CABLE TYPES	MAX. HARDNESS	MAX. CUTTING Ø (mm) *
CABLES	Copper	< 40 daN/mm ²	Ø 32 (630 mm ²)
	Aluminum	< 20 daN/mm ²	Ø 40
	Almelec	< 34 daN/mm ²	Ø 40
	Steel	< 180 daN/mm ²	7 x Ø 3.0 (= Ø 9.0)
			19 x Ø 2.1 (= Ø 10.5)
			19 x Ø 2.3 (= Ø 11.5)
	Multi-strand steel	< 180 daN/mm ²	Ø 18 (number of strands: 200)
ACSR (aluminum conductor steel reinforced)	< 180 daN/mm ²	26 x Ø 2.50 + 7 x Ø 1.95 (= Ø 15.85)	
		26 x Ø 3.06 + 7 x Ø 2.38 (= Ø 19.38)	
		26 x Ø 3.60 + 7 x Ø 2.80 (= Ø 22.80)	
		54 x Ø 3.50 + 19 x Ø 2.10 (= Ø 31.50)	
BARS	Steel	< 60 daN/mm ²	Ø 18
		< 42 daN/mm ²	Ø 20
	Copper	< 30 daN/mm ²	Ø 30
		< 25 daN/mm ²	Ø 32
		< 16 daN/mm ²	Ø 40

* Other dimensions and cables to be validated by testing.



LOCK-PIN
Captive, to close the head safely.

MCL045G



HYDRAULIC CABLE-CUTTER MANUAL GUILLOTINE TYPE

> Force, stroke and capacities identical to tool **XCH045G** and battery-operated tool **BCP045G**.

CABLE TYPES
steel, stainless steel, ACSR, aluminum and copper

MAX. DIAMETER
Ø 45 mm
(depending on cables)



REINFORCED BLADES | SPECIAL COATING
Lengthens the blades' service life (> steel cutter).

IDENTICAL BLADE & COUNTER-BLADE
Facilitates cutting.

INTERCHANGEABLE BLADES
Easy to replace. P/N 78507

ROTATIVE HEAD
220°.

Do not use on live cables.

FORCE	130 kN
DIMENSIONS (L x w x h in mm)	680 x 66 x 180
WEIGHT	7.300 kg




CANVAS BAG – Supplied with the tool.

MAX. CUTTING CAPACITIES

* Other dimensions and cables to be validated by testing.

	CABLE TYPES	MAX. HARDNESS	max. CUTTING Ø(mm) *	
CABLES	Copper	< 40 daN/mm ²	Ø 45	
	Aluminum	< 20 daN/mm ²	Ø 45	
	Almelec	< 34 daN/mm ²	Ø 45	
	Steel	< 180 daN/mm ²	7 x Ø 3.0 (= Ø 9.0) 19 x Ø 2.1 (= Ø 10.5) 19 x Ø 2.3 (= Ø 11.5)	
	Multi-strand steel	< 180 daN/mm ²	Ø 18 (number of strands: 200)	
	ACSR	< 180 daN/mm ²	26 x Ø 2.50 + 7 x Ø 1.95 (= Ø 15.85) 26 x Ø 3.06 + 7 x Ø 2.38 (= Ø 19.38) 26 x Ø 3.60 + 7 x Ø 2.80 (= Ø 22.80) 54 x Ø 3.50 + 19 x Ø 2.10 (= Ø 31.50) 54 x Ø 4.36 + 19 x Ø 2.62 (= Ø 39.20)	
	(Aluminum Conductor Steel Reinforced)			
	Stainless steel	> Please contact us.		
	BARS	Steel	< 60 daN/mm ² < 42 daN/mm ²	Ø 20 Ø 22
		Copper	< 30 daN/mm ² < 25 daN/mm ²	Ø 33 Ø 35
Aluminum		< 16 daN/mm ²	Ø 45	



LOCK
To open and close the head quickly.

WIDE OPENING
Makes it easier to pass cables through.

MCL055G

HYDRAULIC CABLE-CUTTER MANUAL GUILLOTINE TYPE

> Force, stroke and capacities identical to tool **XCH055G** and battery-operated tool **BCP055G**.

CABLE TYPES
copper and aluminum

MAX. DIAMETER
Ø 55 mm



NEW COUNTER-BLADE
Reduces cable deformation when cutting.



TAPERED BLADE & COUNTER-BLADE PROFILE
Facilitates cutting (> copper and aluminum cables).
P/N 38000 (blade); P/N 38001 (counter-blade).



LIGHT & POWERFUL TOOL
> See cutting capacities.



2-SPEED HYDRAULIC SYSTEM
Less pumping action required.



Do not use on live cables.

FORCE	43 kN
DIMENSIONS (L x w x h in mm)	560 x 55 x 140
WEIGHT	5.300 kg



CANVAS BAG – Supplied with the tool.

CUTTING CAPACITIES

* Other dimensions and cables to be validated by testing.

	CABLE TYPES	MAX. HARDNESS	CROSS-SECTIONS	MAX. CUTTING Ø *
CABLES	Multi-strand copper		4 x 185 mm ² or 630 mm ² max.	
	Aluminum underground		3 x 240 + 1 x 95 mm ²	Ø 51 mm
	Telephone			Ø 55 mm
BARS	Round annealed copper	< 20 daN/mm ²		Ø 16-18 mm
	Round annealed aluminum (A5)	< 16 daN/mm ²		Ø 20-25 mm



MCL065C

NEW

HYDRAULIC CABLE-CUTTER MANUAL SHEARS TYPE

> Force, stroke and capacities identical to tool **XCH065C** and battery-operated tool **BCP065C**.



SHEARS TYPE

To cut cables in confined areas (> direct access, without closing the head).



ERGONOMIC HANDLE

For transport and a secure grip on the tool.



IDENTICAL BLADES

Facilitates cutting. P/N 78441



ROTATIVE HEAD

180°.



Do not use on live cables.

CABLE TYPES

copper and aluminum

MAX. DIAMETER

Ø 65 mm



DIMENSIONS (L x w x h in mm)	700 x 95 x 195
WEIGHT	6.250 kg




CANVAS BAG – Supplied with the tool.

MAX. CUTTING CAPACITIES *

COPPER CABLE	Ø 65 mm
ALUMINUM CABLE	Ø 65 mm

Can cut aluminum or copper cables reinforced with steel strapping.

* Other dimensions and cables to be validated by testing.



LOCK-PIN
Captive, to close the head safely.

MCL085G

HYDRAULIC CABLE-CUTTER MANUAL GUILLOTINE TYPE

> Force, stroke and capacities identical to tool **XCH085G** and battery-operated tool **BCP085G**.



NEW COUNTER-BLADE
Reduces cable deformation when cutting.



TAPERED BLADE & COUNTER-BLADE PROFILE
Facilitates cutting (> copper and aluminum cables).
P/N 37016 (blade); P/N 37010 (counter-blade).



2-SPEED HYDRAULIC SYSTEM
Less pumping action required.



Do not use on live cables.



WIDE OPENING
Makes it easier to pass cables through.

CABLE TYPES
copper and aluminum

MAX. DIAMETER
Ø 85 mm



FORCE	70 kN
DIMENSIONS (L x w x h in mm)	745 x 72 x 190
WEIGHT	7.400 kg



CANVAS BAG – Supplied with the tool.

CUTTING CAPACITIES	
CABLE TYPES	MAX. CABLE Ø*
UNDERGROUND INSULATED ALUMINUM CABLES	3 x 240 mm ² + 1 x 95 mm ² 1 x 630 mm ² > 800 mm ²
COPPER CABLES	630 mm ²
TELEPHONE CABLES	Ø 85 mm

* Other dimensions and cables to be validated by testing.



QUICK OPENING & CLOSING

Easy to replace die sets.



MPP031

HYDRAULIC PRESS FOR MANUAL CRIMPING

> P/N 34915.

Force, stroke and capacities identical to battery-operated tools BPE031 & BPL031.



THE MOST COMPACT TOOL ON THE MARKET

Ideal for crimping LV/MV lugs.



NARROW HEAD

To work in switchboards.

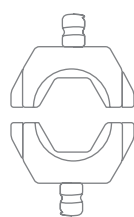


LIGHT & ERGONOMIC

One hand crimping just one hand.



Do not use on live cables.



DIE SETS – See **PAGE 133**.

> Common interchangeable die sets for MPP031, BPE031 & BPL031 tools.

HEXAGONAL CRIMPING
4 > 95 mm²



STROKE	8 mm
FORCE	35 kN
DIMENSIONS (L x w x h in mm)	200 x 50 x 175
WEIGHT	1.320 kg

APPLICATIONS	CROSS-SECTIONS
Copper lugs and sleeves – NFC 20-130	4 > 95 mm ²
Bare or pre-insulated copper/alu. sleeves – EDF	E54 > E173
Copper/aluminum lugs and sleeves – DIN 48083	KZ4 > KZ18
C-shaped connectors	C6 > C16
Copper lugs and sleeves – NFC 20-130	10 > 70 mm



DIMENSIONS (mm)	350 x 260 x 85
WEIGHT	0.700 kg

> Supplied with the tool.



QUICK OPENING & CLOSING
Easy to replace
die sets.

MPP036

HYDRAULIC PRESS FOR MANUAL CRIMPING

> P/N 34914.
Force, stroke and capacities identical to battery-operated tools
BPE036 & BPL036.



HEXAGONAL CRIMPING
4 > 150 mm²



THE MOST COMPACT TOOL ON THE MARKET
Ideal for crimping LV/MV lugs.



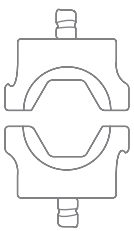
EXTREMELY DURABLE ALUMINUM FORK
Force: 35 kN.



LIGHT & ERGONOMIC
One hand crimping.



Do not use on live cables.



DIE SETS – See **PAGE 133.**

> Common interchangeable die sets for
MPP36, BPE036 & BPL036 tools.

STROKE	8 mm
FORCE	35 kN
DIMENSIONS (L x w x h in mm)	215 x 50 x 175
WEIGHT	1.360 kg

APPLICATIONS	CROSS-SECTIONS
Copper lugs and sleeves – NFC 20-130	4 > 150 mm ²
Bare or pre-insulated copper/alu. sleeves – EDF	E54 > E215
Copper/aluminum lugs and sleeves – DIN 48083	KZ4 > KZ22
C-shaped connectors	C6 > C16
Pre-rounding	10 > 120 mm ²
Copper lugs and sleeves – NFC 20-130	10 > 95 mm ²



DIMENSIONS (mm)	350 x 260 x 85
WEIGHT	0.700 kg

> Supplied with the tool.



QUICK OPENING & CLOSING

Easy to replace die sets.

MPL051-52

HYDRAULIC PRESS FOR MANUAL CRIMPING

> P/N 31931-DUB for the MPL051

Force, stroke and capacities identical to tool **XD51** and battery-operated tools **BPE055** & **BPL055**.



BALL HEAD DOWEL

Can accommodate 38 mm (*DUBUIS*) or 30 mm (*other manufacturers*) wide die sets.


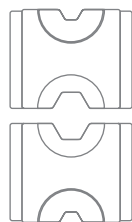


INTERCHANGEABLE DIE SETS

Simple or reversible.



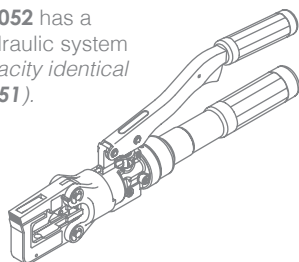
Do not use on live cables.




DIE SETS – See **PAGE 133**.

> Common interchangeable die sets for **MPL051**, **XD51**, **BPE055** & **BPL055** tools.

> Version **MPL052** has a 2-speed hydraulic system (*cutting capacity identical to tool **MPL051***).



HEXAGONAL CRIMPING
4 > 240 mm²



STROKE	13 mm
FORCE	55 kN
DIMENSIONS (L x w x h in mm)	380 x 65 x 140
WEIGHT	2.500 kg

APPLICATIONS	CROSS-SECTIONS
Copper lugs and sleeves – NFC 20-130	4 > 240 mm ²
Bare or pre-insulated copper/aluminum sleeves – EDF	E54 > E215
Copper/aluminum lugs and sleeves – DIN 48083	KZ6 > KZ32
C-shaped connectors	C6 > C35
Pre-rounding	6 > 240 mm ²
Copper lugs and sleeves – NFC 20-130	10 > 120 mm ²



DIMENSIONS (mm)	490 x 302 x 90
WEIGHT	1.300 kg

> Tray for 12 die sets.
> Option: P/N PB31866N



QUICK OPENING & CLOSING
Easy to replace die sets.

SNCF APPROVED MPL062

HYDRAULIC PRESS FOR MANUAL CRIMPING

> Force, stroke and capacities identical to tool **XD62** and battery-operated tools **BPE062**, **BPL062** & **BPP062**.



COMPATIBLE DIE SETS

With **80 kN** & **130 kN** ranges.

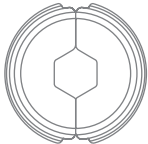


2-SPEED HYDRAULIC SYSTEM

Less pumping action required.



Do not use on live cables.



DIE SETS – See **PAGE 133**.

> Common interchangeable die sets for **MPL062**, **XD62**, **BPE062**, **BPL062** & **BPP062** tools.

HEXAGONAL CRIMPING
6 > 300 mm²



STROKE	13 mm
FORCE	62 kN
DIMENSIONS (L x w x h in mm)	420 x 53 x 150
WEIGHT	2.950 kg

APPLICATIONS	CROSS-SECTIONS
Copper lugs and sleeves – NFC 20-130	6 > 300 mm ²
Bare or pre-insulated copper/alu. sleeves	E54 > E260
Copper/aluminum lugs and sleeves – DIN 48083	KZ6 > KZ34
"C" connectors	C10 > C50
Pre-rounding	25 > 240 mm ²



DIMENSIONS (mm)	490 x 302 x 90
WEIGHT	1.300 kg

> Tray for 7 die sets.
> Option: P/N PB31866N



QUICK OPENING & CLOSING
Easy to replace die sets.

MPL080

HYDRAULIC PRESS FOR MANUAL CRIMPING

> Force, stroke and capacities identical to battery-mounted tool **BPP080**.



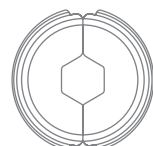
2-SPEED HYDRAULIC SYSTEM
Less pumping action required.



COMPATIBLE DIE SETS
on the **62 kN** ranges.




Do not use on live cables.



DIE SETS – See **PAGE 133**.

> Common interchangeable die sets for **D80 & BPP080 | MPL062, XD62, BPE062, BPL062 & BPP062** tools.

HEXAGONAL CRIMPING
6 > 300 mm²



STROKE	13 mm
FORCE	80 kN
DIMENSIONS (L x w x h in mm)	535 x 57 x 175
WEIGHT	4.450 kg

APPLICATIONS	CROSS-SECTIONS
Copper lugs and sleeves – NFC 20-130	6 > 300 mm ²
Copper/aluminum lugs and sleeves – DIN 48083	KZ6 > KZ34
C-shaped connectors	C10 > C50
Pre-rounding	25 > 240 mm ²
Bare or pre-insulated copper/aluminum sleeves	E54 > E280



DIMENSIONS (mm)	680 x 160 x 430
WEIGHT	3.600 kg

> Tray for 24 die sets.
> Option: P/N 85037



> Available with strokes **26, 38 & 44**.
(Please contact us)



MPL130-26 SYMBOL SNCF N° 7.393.4957

MPL130⁻¹₋₃₋₄ NEO

HYDRAULIC PRESS FOR MANUAL CRIMPING

> Force, stroke and capacities identical to tool **XC130-xx** and battery-operated tools **BPE130 & BPP130x**.



Do not use on live cables.



2-SPEED HYDRAULIC SYSTEM
Less pumping action required.



CRIMPING OF OVERHEAD LINES
Tool particularly well-suited for this application.



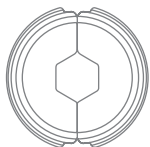
FITTED WITH A MECHANICAL STOP
Piston stops at the end of the stroke.



HEXAGONAL CRIMPING
6 > 400 mm²
(depends on the type of tool)

STROKE	26 mm(-1)	38 mm(-3)	44 mm (-4)
FORCE	130 kN	130 kN	130 kN
DIMENSIONS (mm)	565 × 70 × 160	590 × 70 × 160	415 × 75 × 310
WEIGHT	5.30 kg	5.770 kg	7.280 kg

APPLICATIONS	CROSS-SECTIONS (-26)	CROSS-SECTIONS (-38)	CROSS-SECTIONS (-44)
Copper lugs and sleeves – NFC 20-130	6 > 300 mm ²	6 > 400 mm ²	6 > 400 mm ²
Bare or pre-insulated copper/aluminum sleeves. – EDF	E54 > E235	E54 > E280	E54 > E280
Copper/aluminum lugs and sleeves – DIN 48083	KZ6 > KZ28	KZ6 > KZ38	KZ6 > KZ38
C-shaped connectors	C10 > C120	C10 > C120	C10 > C70
Pre-rounding	50 > 300 mm ²	50 > 300 mm ²	50 > 300 mm ²
Copper lugs and sleeves – NFC 20-130	10 > 240 mm ²	10 > 240 mm ²	10 > 240 mm ²



DIE SETS
See **PAGE 133**.

> Common interchangeable die sets for **C130-XX, XC130-XX, BPE130 & BPP130X** tools.




DIMENSIONS (mm) 680 × 160 × 430

WEIGHT 3.600 kg

> Tray for 24 die sets.

> Option: P/N 85037



MPL130U

HYDRAULIC HAND TOOL
FOR DEEP INDENTING

DEEP INDENTING
16 > 240 mm²

HEXAGONAL CRIMPING
10 > 400 mm²

> Force, stroke and capacities identical to tool **XH130** and battery-operated tool **BPP130U**.

HEAD PER HN 68-S-90 (EDF specification)
For underground lines (bimetallic lugs & sleeves).

MAX. DIAMETER 34 mm
In the head for large cross-sections.

MECHANICAL STOP
To stop the stroke.

2-SPEED HYDRAULIC SYSTEM
Less pumping action required.

Do not use on live cables.

STROKE	26 mm
MAX. DIAMETER	34 mm
FORCE	130 kN
DIMENSIONS (mm)	560 × 80 × 165
WEIGHT	4.850 kg



SETUP 1
FOR INDENTING APPLICATION

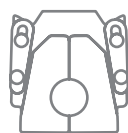
> See **PAGE 142**.



SETUP 2
FOR CRIMPING APPLICATION

130-kN crimping die sets can be used in this tool with the **A12D2** adapter.

> See **PAGE 133**.



Opening die sets with built-in base



Indenter



Indenter holder PP130
P/N 30842



Adapter A12D2
P/N 85880



130 kN die sets

DIE SETS – See **PAGE 142**.

> Common interchangeable indenter and opening die sets for **H130**, **XH130** & **BPP130U** tools.



DIMENSIONS (mm)	680 × 160 × 430
WEIGHT	3.600 kg

> Tray for 24 die sets.
> Option: P/N 85037



> Cutting a steel cable with manual tool **CG40**.





CE UK
CA

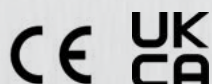


HYDRAULIC TOOLS NEOELEC™

**THE NEOELEC™ RANGE
IS A NEW GENERATION
OF HYDRAULIC TOOLS
POWERED BY AN 18 V
LITHIUM-ION BATTERY.**

CONSISTING OF FOUR TYPES OF TOOLS, EACH WITH THEIR OWN ADVANTAGES AND SPECIFIC FEATURES, THIS RANGE OFFERS A BROAD CHOICE OF CABLE-CUTTERS, CRIMPING PRESSES AND HYDRAULIC POWER PACKS.

ALL THE POWER TOOLS ARE APPROVED:





MULTITOOL HYDRAULIC TOOL



DEWALT BATTERY
LI-ION 18 V, 2.0 OR 5.0 Ah
LONGER BATTERY LIFE
CHARGE INDICATOR



WORK AREA
LIT BY LED



QUICK CONNECTION SYSTEM
FOR ALL HEADS



Multitool head change

<https://sbd.deephaw.ai/p/suJ8uUgSijMiuTY4j7WX>



ECO-DESIGN

A base for several heads
synonymous with reduced
consumption of polluting
materials



ROBUST

Robust connection
system



HANDY, ERGONOMIC

Designed to meet different
user constraints



TYPE

MULTITOOL BATTERY-OPERATED HYDRAULIC TOOLS

MULTITOOLS		BPL063	page 32
		BPP063	page 33
		BPE063	page 34

MULTITOOL HEADS		XPM062	page 35		XPM130D	page 44
		XGM025	page 36		XDM041	page 45
		XCM050	page 37		XCMNUT	page 46
		XHM062	page 38		XGMTRC	page 47
		XCMDIN	page 39		XGMCAT	page 48
		XCMSTRU	page 40		XCMTRAY	page 49
		XCM008	page 41			
		XPM061	page 42			
		XPM060F	page 43			



MULTITOOLS

<https://sbd.deephaw.ai/p/f96wmmkeQqlv7BgAN5BY>



Multitool inline BPL063



NEOELEC™

BPL063



MULTITOOL, INLINE
WITH 18 V BATTERY

> Just one tool for multiple functions.



ROBUST

Reinforced plastic housing, suitable for working in the field, robust head connection.



ELECTRONIC & MECHANICAL PROTECTION

To protect against overload and overheating.



ERGONOMIC

360° rotative head, quick head change.



IP INDEX

IP 21 as per NF.



Do not use on live cables.

FORCE	62 kN
STOKE	38 mm
DIMENSIONS (L x w x h in mm. without head, with 2.0 Ah battery)	300 x 85 x 120
WEIGHT (with 5.0 Ah battery, without head)	2.800 kg

ACCESSORIES

Batteries, chargers, crimping heads, cutting heads, indenting head, special rail cutting head, die sets, blades, indentors, case.

-> please contact us.



DCB184G-XJ: 18 V Li-Ion 5.0 Ah batteries.

DCB1104-QW: 220 V 18 V Li-Ion charger.

110 V and 12 V charger available, please contact us.



DIMENSIONS (mm) 440 x 333 x 162

WEIGHT 3.8 kg

> Case, one battery and one charger supplied with the tool.

> Accessories **NEOELEC™**
See **PAGE 94**.

96814: case for heads (option: without accessories).





<https://sbd.deephow.ai/p/NjbyFKCl6DkY8vUstrs>



BPP063 Multitool cut and crimp



NEOELEC™

BPP063

NEW

MULTITOOl 18 V BATTERY-OPERATED PISTOL

> Just one tool for multiple functions.



ROBUST

Reinforced plastic housing, suitable for working in the field, robust head connection.



ELECTRONIC & MECHANICAL PROTECTION

To protect against overload and overheating.



ERGONOMIC

360° rotative head, quick head change.



IP INDEX

IP 44 as per NF.



Do not use on live cables.



Do not use on live cables.

FORCE	62 kN
STROKE	38 mm
DIMENSIONS (L x w x h in mm. without head, with 5.0 Ah battery)	295 x 86 x 335
WEIGHT (with 5.0 Ah battery, without head)	3.950 kg

ACCESSORIES

Batteries, chargers, crimping heads, cutting heads, indenting head, special rail cutting head, die sets, blades, indentors, case.

-> please contact us.



DCB184G-XJ: 18 V Li-Ion 5.0 Ah batteries.

DCB1104-QW: 220 V 18 V Li-Ion charger.

110 V and 12 V charger available, please contact us.



DIMENSIONS (mm) 594 x 494 x 149

WEIGHT 3.660 kg

> Case, one battery and one charger supplied with the tool.

> Accessories **NEOELEC™**
See **PAGE 94.**

96814: case for heads
(option: without accessories).





NEOELEC™

BPE063

NEW

MULTITOOL, MINI-PISTOL WITH 18 V BATTERY

> Just one tool for multiple functions.



ROBUST

Reinforced plastic housing, suitable for working in the field, robust head connection.



AUTOMATIC RETURN

Automatic return at the end of the cycle, manual decompression possible.



ERGONOMIC

360° rotative head, quick head change.



IP INDEX

IP 21 as per NF.



EXCELLENT WEIGHT-TO-CAPACITY RATIO

Well balanced

FORCE	62 kN
STROKE	38 mm
DIMENSIONS (L x w x h in mm, without head, with 2.0 Ah battery)	280 x 75 x 230
WEIGHT (with 2.0 Ah battery, without head)	2.930 kg



Do not use on live cables.

ACCESSORIES

Batteries, chargers, crimping heads, cutting heads, indenting head, special rail cutting head, die sets, blades, indentors, case.

-> please contact us



DCB184G-XJ: 18 V Li-Ion 5.0 Ah batteries.

DCB183G-XJ: 18 V Li-Ion 2.0 Ah batteries.

DCB1104-QW: 220 V 18 V Li-Ion charger.

110 V and 12 V charger available, please contact us.

96814: box for heads (option: without accessories).



DIMENSIONS (mm) 520 x 440 x 130


WEIGHT 2.300 kg

> Case, one battery and one charger supplied with the tool.

> Accessories **NEOELEC™**
See **PAGE 94.**



MULTITOOL HEADS




LOCK
To open and close the head quickly.

XPM062



MULTITOOL HYDRAULIC HEAD FOR CRIMPING

HEXAGONAL CRIMPING
6 > 300 mm²



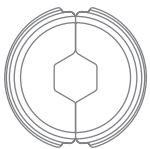
> Force, stroke and capacities identical to the manual tool **MPL062** and battery-operated tools **BPE062, BPL062 & BPP062**.

- VERY LIGHT HEAD**
Excellent weight-to-capacity ratio.
- COMPATIBLE DIE SETS**
62 kN die set.
- ROBUST HEAD**
Suitable for working in the field, robust connection.
- ROTATIVE HEAD**
360°, with quick head change.

Do not use on live cables.

STROKE	13 mm
FORCE	62 kN
DIMENSIONS (L x w x h in mm)	170 x 100 x 56
WEIGHT	1.800 kg

APPLICATIONS	CROSS-SECTIONS
Copper lugs and sleeves – NFC 20-130	6 > 300 mm
Copper/aluminum lugs and sleeves – DIN 48083	KZ6 > KZ34
C-shaped connectors	C10 > C50
Pre-rounding	25 > 240 mm ²
Bare or pre-insulated copper or aluminum sleeves	E54 > E260



Die sets
6 > 300 mm²

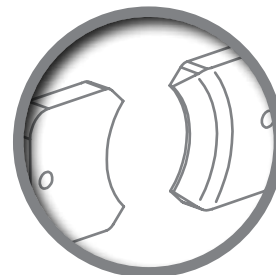


DIE SETS – See **PAGE 133**.

> Common interchangeable die sets for **MPL062, BPE062, BPL062 & BPP062** tools.



LOCK
To open and close
the head quickly.



XGM025



MULTITOOL HYDRAULIC HEAD GUILLOTINE-TYPE CABLE-CUTTER

CABLE TYPES
copper, aluminum and steel

MAX. DIAMETER
Ø 25 mm
(depending on cables)



> Force, stroke and capacities identical to the manual tool **MCL025-026**, with head **XCH025G** and battery-operated tools **BCE025G & BCL025G**.



NEW REINFORCED BLADES
Lengthens the blades' service life (> special steel cutter).



IDENTICAL BLADE & COUNTER-BLADE
Facilitates cutting.



INTERCHANGEABLE BLADES
Easy to replace.
P/N 91298 square profile blade.
P/N 78502 standard blade.



ROBUST
Suitable for working in the field, robust connection.



Do not use on live cables.

DIMENSIONS (L x w x h in mm)	184 x 85 x 55
WEIGHT	1.950 kg



PROTECTION KIT
> Optional.

	CABLE TYPES	MAX. HARDNESS	MAX. CUTTING Ø *
MULTI-STRAND CABLES	7 x 19 strands – steel	100 > 120 daN/mm ²	Ø 15 > 16 mm
	7 x 37 strands – steel	130 > 145 daN/mm ²	Ø 12 > 13 mm
ELECTRIC CABLES	Bare – copper / aluminum		300 mm ²
	Rigid multi-strand – copper / aluminum		Ø 20 > 22 mm
	Semi-rigid multi-strand – copper / aluminum		
ROUND BARS	Copper	< 20 daN/mm ²	Ø 20 > 22 mm
	Hard copper	20 > 28 daN/mm ²	Ø 15 > 18 mm
	Aluminum	< 20 daN/mm ²	Ø 20 > 25 mm
	Mild steel	42 > 45 daN/mm ²	Ø 12 > 14 mm
	Medium hard steel	50 > 70 daN/mm ²	Ø 10 mm
INSULATED CABLES	Depends on insulation thickness		150 > 240 mm ²
	stainless steel	< 150 daN/mm ²	Ø 8 > 10 mm

* Other dimensions and cables to be validated by testing.




GUIDING SHOE

Avoids gap between blades.



TAPERED BLADES

Ideal for cutting fine multi-strand cables.



XCM050



MULTITOOL HYDRAULIC HEAD SHEARS-TYPE CABLE-CUTTER

> Force, stroke and capacities identical to battery-mounted tools **BCL050**.

CABLE TYPES
copper and aluminum

MAX. DIAMETER
Ø 50.8 mm
(2 inches)



NO CABLE CUTTING
steel, stainless steel, ACSR



SHEARS TYPE

To cut cables in confined areas (>Direct access, without closing the head).



REINFORCED & TAPERED BLADES

Facilitates clean cutting of copper and aluminum cables.



IDENTICAL & INTERCHANGEABLE BLADES

Easy to replace and use. P/N 93322



ROBUST

Suitable for working in the field, robust connection.



Do not use on live cables.

DIMENSIONS (L x w x h in mm)	275 x 66 x 125
WEIGHT	2.350 kg

	CABLE TYPE *
ALUMINUM CABLES	3 x 185 mm ² + 1 x 70 mm ² with shielding
	3 x 185 mm ² + 1 x 70 mm ² solid with shielding
COPPER CABLES	4 x 70 mm ² with shielding
	3 x 150 mm ²
	2 x 185 mm ²

* Other dimensions and cables to be validated by testing.



XHM062



MULTITOOL HYDRAULIC HEAD PUNCHING TYPE

STROKE	21 mm
FORCE	62 kN
DIMENSIONS (L x w x h in mm)	120 x 54 x 54
WEIGHT	1.000 kg



NEW HEAD

Lighter, finer, more ergonomic head.



ROBUST

Suitable for working in the field, robust connection.

DESIGNED FOR PUNCHING: plastic, composite, steel, stainless and aluminum sheet.

	DIMENSIONS *	PUNCH - DIE SET REFERENCES	
MAXIMUM DIAMETER FOR STAINLESS STEEL, STEEL, ALUMINUM	up to Ø25.4 mm with Ø11 mm pin, max. thickness 2.5 mm up to Ø63.5 mm with Ø19 mm pin, max. thickness 2.5 mm	HGREPOIN15.2	DIAMETER 15.2
RECTANGULAR PUNCH	from 17 x 19 mm to 36 x 86 mm	HGREPOIN16.2	DIAMETER 16.2
SQUARE PUNCHING	from 12.7 x12.7 to 50.8 x 50.8	HGREPOIN18.6	DIAMETER 18.6
		HGREPOIN19.1	DIAMETER 19.1
		HGREPOIN20.4	DIAMETER 20.4
		HGREPOIN22.5	DIAMETER 22.5
		HGREPOIN25.4	DIAMETER 25.4
		HGREPOIN28.3	DIAMETER 28.3
		HGREPOIN34.6	DIAMETER 34.6
		HGREPOIN37	DIAMETER 37
		HGREPOIN38.1	DIAMETER 38.1
		HGREPOIN40.5	DIAMETER 40.5
		HGREPOIN44.5	DIAMETER 44.5
		HGREPOIN47	DIAMETER 47
		HGREPOIN54	DIAMETER 54
		HGREPOIN60	DIAMETER 60.
		HGREPOIN63.5	DIAMETER 63.5
		HGREPOIN82	DIAMETER 82

SQUARE PUNCHING
* for cutting polygons, connectors, locks, keys...
Contact us for other cross-sections.

reference for steel and aluminum

PUNCH

(for stainless steel, please contact us)



MOUNTING SCREW

Ø	length	ref
9.5	67	30199
19	137	30198

To be used with bushing 30155 and 30129

DIE SET

corresponding to punch.




MULTI-IMPRINT

With just one head, a multitude of standard rails can be cut.

INDENTOR

Oblong punch for M6 screws to pass through.



XCMDIN



MULTITOOL HYDRAULIC HEAD DIN RAIL CUTTING TYPE

DIMENSIONS (L x w x h in mm)	220 x 55 x 100
WEIGHT	2.700 kg



NEW HEAD

Integrated punch.



ROBUST

Suitable for working in the field, robust connection.


DESIGNED FOR PUNCHING:

	DIMENSIONS *
OMEGA DIN RAIL	35 x 15 x 1.5 mm
STEEL	35 x 7.5 x 1 mm
	15 x 5.5 x 1.5 mm
G DIN RAIL STEEL	35 x 15 x 1.5
COPPER EARTHING	25 x 3 mm
	10x3 mm
OBLONG PUNCHING	For passing M6 screws

** does not cut stainless steel*



FORCE MULTIPLIER
used to cut STRUT profiles.



XCMSTRU



MULTITOOL HYDRAULIC HEAD
STRUT RAIL CUTTING TYPE



ROBUST
Suitable for working in the field, robust connection.

DIMENSIONS (L x w x h in mm)	290 x 90 x 115
WEIGHT	6.300 kg

DESIGNED FOR PUNCHING:

	DIMENSIONS *
GALVANIZED STEEL	41 x 41 mm
STRUT RAIL	41 x 21 mm



QUICK HEAD CHANGE

by pins.



XCM008

NEW

MULTITOOL HYDRAULIC HEAD BOLT-CUTTER TYPE


ROBUST

Suitable for working in the field, robust connection.


INTERCHANGEABLE HEADS

Easily replaceable. Different blade configurations: curved, straight or flush cutting.


SPARK-FREE CUTTING

Ideal for working in at-risk areas (NON-ATEX TOOL).


USE

Perfect for cutting fasteners such as lag-screws, screws, L-shaped hooks, nails.



Do not use on live cables.

DIMENSIONS (L x w x h in mm)

245 x 74 x 46

WEIGHT

1.750 kg

CUTTING CAPACITY

up to Ø8 mm depending on materials



Réf : 95225



Réf : 93582



Réf : 95857



XPM061

MULTITOOL HYDRAULIC HEAD FOR CRIMPING

- > Force, stroke and capacities identical to battery-operated tools **BPL061**, **BPE061** and **BPP061**.
- > Compatible with the die sets used by the DB.

- TESTED AND APPROVED BY THE DB**
- EXCELLENT WEIGHT-TO-CAPACITY RATIO**
Up to 240 mm².
- ROTATIVE HEAD**
270°.
- NARROW HEAD**
To work in switchboards.
- INTERCHANGEABLE DIE SETS**

Do not use on live cables.



DIE SETS – See [PAGE 142](#).

- > Common interchangeable die sets for **BPE061**, **BPL061** & **BPP061** tools. **Please contact us for other dimensions.**



HEXAGONAL CRIMPING
10 to 185 mm² Al
6 to 240 mm² Cu

STROKE	18 mm
FORCE	62 kN
CRIMPING TIME (depends on cross-section to be crimped)	4 to 7 seconds
DIMENSIONS (L x w x h in mm)	181 x 88 x 54
WEIGHT	1.900 kg

APPLICATIONS	CROSS-SECTIONS
Copper/aluminum lugs and sleeves – DIN 48083	KZ5 > KZ28
Pre-rounding	10 > 240 mm ²



XPM060F



MULTITOOL HYDRAULIC HEAD
DIELESS CRIMPING TYPE CLOSED HEAD

> Available in pistol version **BPP060F** mini-pistol **BPE060F** and inline **BPL060F**.

4-INDENT CRIMPING

10 > 400 (8AWG > 750Kcmil) – Cu
10 > 300 (8AWG > 600Kcmil) – Al



Tool designed for crimping standard lugs and sleeves for multi-strand cables.



ROTATIVE HEAD
360°.



ROBUST
Suitable for working in the field, robust connection.



NEW HEAD
Lighter.



Do not use on live cables.

STROKE	32 mm
FORCE	60 kN
CRIMPING TIME (depends on cross-section to be crimped)	5 to 7 s
DIMENSIONS (L x w x h in mm)	265 x 135 x 65
WEIGHT	3.100 kg



LOCK-PIN
Captive, to close the head safely.

XPM 130D



MULTITOOL HYDRAULIC HEAD FOR CRIMPING

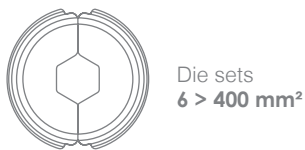
HEXAGONAL CRIMPING
6 > 400 mm²



> Force, stroke and capacities identical to tools, **C130-3**, **BPP130D**, **BPP1303**, **XC130-3** and to battery-operated tool **BPE130**.

- COMPATIBLE DIE SETS**
62 kN, 80 kN & 130 kN ranges.
- ROBUST HEAD**
Suitable for working in the field, robust connection.
- ROTATIVE HEAD**
360°, with quick head change.
- Do not use on live cables.**

STROKE	15 mm
FORCE	130 kN
CRIMPING TIME (depends on cross-section to be crimped)	8 to 14 s
BATTERY LIFE (approx. on 185 mm ² copper)	50 crimps
DIMENSIONS (L x w x h in mm)	250 x 65 x 120
WEIGHT	3.500 kg



130 KN DIE SETS – See **PAGE 133**.

> Common interchangeable die sets for **C130-xx**, **XC130-xx** **BPE130** & **BPP130x** tools.

APPLICATIONS	CROSS-SECTIONS
Copper lugs and sleeves – NFC 20-130	6 > 400 mm ²
Bare or pre-insulated copper/alu. sleeves – EDF	E54 > E280
Copper/aluminum lugs and sleeves – DIN 48083	KZ6 > KZ34
C-shaped connectors	C10 > C70
Pre-rounding	50 > 300 mm ²
Copper lugs and sleeves – NFC 20-130	10 > 240 mm ²

CATENARY TOOL



XDM041



MULTITOOL HYDRAULIC HEAD HYDRAULIC KINK REMOVER


ROBUST

Suitable for working in the field, robust connection.

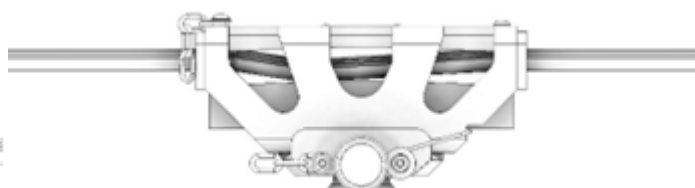
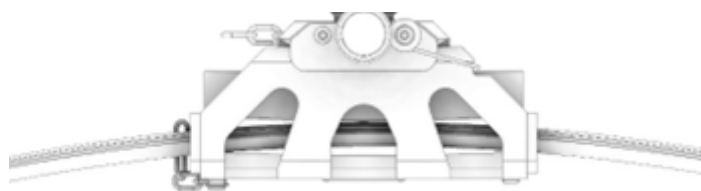

ROTATIVE HEADS

360°.



Do not use on live cables.

FORCE	40 kN
DIMENSIONS (L x wx h in mm)	190 x 213 x 182
WEIGHT	4.100 kg
STRAIGHTENING CAPACITIES	107-150 mm ²





XCMNUT

MULTITOOL HYDRAULIC HEAD NUT-BREAKER

NEW



ROBUST BLADE

Replaceable in just a few seconds.



ROBUST HEAD

Suitable for working in the field, robust connection.



ROTATIVE HEAD

360°, with quick head change.



COMPACT

Small dimensions, allowing the removal of seized nuts, even when close to each other.

STROKE	9 mm
FORCE	43 kN
DIMENSIONS (L x w x h in mm)	207 x 52 x 52
WEIGHT	1.500 kg
CUTTING CAPACITY (steel-stainless steel)	M8 to M12



XGMTRC

MULTITool HYDRAULIC HEAD THREADED-ROD CUTTER



INTERCHANGEABLE IMPRINTS

4 imprints: M6, M8, M10 and M12
Replaceable in just a few seconds. Keeps the thread intact making it possible to screw on a nut directly after cutting.



ROBUST HEAD

Suitable for working in the field, robust connection.



ROTATIVE HEAD

360°, with quick head change.

STROKE	27 mm
FORCE	60 kN
DIMENSIONS (L x w x h in mm)	181 x 84 x 52
WEIGHT	2.100 kg
CUTTING CAPACITY (mild steel)	M6 to M12
CUTTING CAPACITY (Stainless steel-grade 8 tempered steel)	M6 to M10



XGMCAT

MULTITool HYDRAULIC HEAD
CATENARY CUTTER



ROBUST BLADE



ROBUST HEAD

Suitable for working in the field, robust connection.



ROTATIVE HEAD


360°, with quick head change.



SPECIFIC

Specific head for each section.

STROKE	27 mm
FORCE	60 kN
DIMENSIONS (L x w x h in mm)	184 x 84 x 79
WEIGHT	2.300 kg
CUTTING CAPACITY (Cu, CuAg, CuSn)	107, 120 and 150 mm ²



XCMTRAY



MULTITOOL HYDRAULIC HEAD CABLE TRAY CUTTER



ROBUST

Suitable for working in the field, robust connection.



ROTATIVE HEADS

360°.

DIMENSIONS (L x w x h in mm) 153 x 43 x 43


WEIGHT 1.200 kg

CUTTING CAPACITY Ø6





AUTOMATIC RETURN AT THE END OF THE CYCLE



MANUAL DECOMPRESSION VIA CONTROL BUTTON



HANDLING FOR CARRYING STRAP OR SAFETY CABLE



DEWALT BATTERY LI-ION 18 V, 2.0 OR 5.0 Ah LONGER BATTERY LIFE CHARGE INDICATOR



LED LIGHTING OF THE WORK AREA



LIGHT & COMPACT



LIGHT, COMPACT

270 x 75 x 245 mm
2.460 kg
(for tool **BPE036**)



EASY TO USE

No electronic management

www.dubuis.com



HANDY, ERGONOMIC










Balanced design.



NEOELEC™

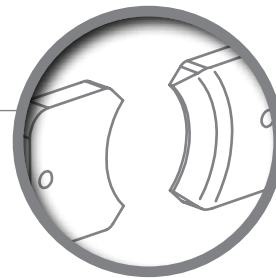
BATTERY-OPERATED HYDRAULIC TOOLS

TYPE **MINI-PISTOL**

CABLE CUTTER 		BCE025G	page 52
		BCE035C	page 53
CRIMPING PRESSES 		BPE031	page 54
		BPE036	page 55
		BPE055	page 78
		BPE060F	page 57
		BPE061	page 58
		BPE062	page 59
		BPE130	page 60






LOCK
To open and close the head quickly.



NEOELEC™
BCE025G

HYDRAULIC CABLE-CUTTER
BATTERY-OPERATED GUILLOTINE TYPE

> Force, stroke and capacities identical to tools **MCL025G**, **XCH025G**, **XCM025G** and to battery-operated tool **BCL025G**.

-  **NEW REINFORCED BLADES**
Lengthens the blades' service life (> special steel cutter).
-  **IDENTICAL BLADE & COUNTER-BLADE**
Facilitates cutting.
-  **INTERCHANGEABLE BLADES**
Easy to replace and use.
P/N 91298 square profile blade.
P/N 78502 standard blade.
-  **ROTATIVE HEAD**
180°.

 Do not use on live cables.

	CABLE TYPES	MAX. HARDNESS	MAX. CUTTING Ø *
MULTI-STRAND CABLES	7 x 19 strands – steel	100 > 120 daN/mm ²	Ø 15 > 16 mm
	7 x 37 strands – steel	130 > 145 daN/mm ²	Ø 12 > 13 mm
ELECTRIC CABLES	Bare – copper / aluminum		300 mm ²
	Rigid multi-strand – copper / aluminum		Ø 20 > 22 mm
	Semi-rigid multi-strand – copper / aluminum		
ROUND BARS	Copper	< 20 daN/mm ²	Ø 20 > 22 mm
	Hard copper	20 > 28 daN/mm ²	Ø 15 > 18 mm
	Aluminum	< 20 daN/mm ²	Ø 20 > 25 mm
	Mild steel	42 > 45 daN/mm ²	Ø 12 > 14 mm
	Medium hard steel	50 > 70 daN/mm ²	Ø 10 mm
INSULATED CABLES	Depends on insulation thickness		150 > 240 mm ²
	stainless steel	< 150 daN/mm ²	Ø 8 > 10 mm

* Other dimensions and cables to be validated by testing.

CABLE TYPES
copper, aluminum and steel

MAX. DIAMETER
Ø 25 mm
(depending on cables)



FORCE	55 kN
CUTTING TIME	8 to 12 s
BATTERY LIFE – DEPENDS ON THE MATERIAL	
DIMENSIONS (L x w x h in mm)	300 x 75 x 280
WEIGHT (with battery)	3.400 kg

DIMENSIONS (mm)	520 x 440 x 130
WEIGHT	2.300 kg

> Case and charger supplied with the tool.
> Accessories **NEOELEC™**
See **PAGE 94**.



**TAPERED BLADES**

Ideal for cutting fine multi-strand cables.

GUIDING SHOE

Avoids gap between blades.

NEOELEC™ BCE035C

HYDRAULIC CABLE-CUTTER BATTERY-OPERATED SHEARS TYPE

> Force, stroke and capacities identical to tool **XCH035C** and to battery-operated tool **BCL035i**.

**SHEARS TYPE**

To cut cables in confined areas
(> direct access, without closing the head).

**REINFORCED & TAPERED BLADES**

Facilitates clean cutting of copper and aluminum cables.

**IDENTICAL & INTERCHANGEABLE BLADES**

Easy to replace and use.
P/N78431.

**ROTATIVE HEAD**

360°.



Do not use on live cables.

CABLE TYPES
multistrand copper and aluminum

MAX. DIAMETER
Ø 35 mm



FORCE (on the piston)	45 kN
CUTTING TIME	8 to 12 s
BATTERY LIFE – DEPENDS ON THE MATERIAL	
DIMENSIONS (L x w x h in mm)	345 x 80 x 285
WEIGHT (with battery)	3.400 kg

MAX. CUTTING CAPACITIES	<i>Cutting tests possible.</i>
SEMI-RIGID MULTISTRAND CU CABLE	240 mm ²
FLEXIBLE MULTISTRAND CU CABLE (very fine strands)	Ø 35 mm - 300 mm ²
MULTISTRAND ALUMINUM CABLE	Ø 35 mm
TELEPHONE CABLE	Ø 35 mm

Does not cut bars or steel-reinforced cables.

DIMENSIONS (mm)	520 x 440 x 130
WEIGHT	2.300 kg

> Case and charger supplied with the tool.
> Accessories **NEOELEC™**
See **PAGE 94**.





QUICK OPENING & CLOSING
Easy to replace die sets.



NEOELEC™
BPE031

HYDRAULIC CRIMPING PRESS
BATTERY-OPERATED MINI PISTOL TYPE

> Force, stroke and capacities identical to tool **MPP031** and to battery-operated tool **BPL031**.




HEXAGONAL CRIMPING
4 > 95 mm²

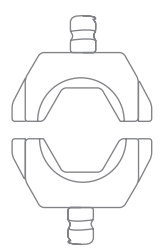
NARROW HEAD
To work in switchboards.

EXCELLENT WEIGHT-TO-CAPACITY RATIO
2.360 kg – 35 kN – 95 mm².

ROTATIVE HEAD
180°.

 *Do not use on live cables.*

STROKE	8 mm
FORCE	35 kN
CRIMPING TIME (depends on cross-section to be crimped)	3 to 4 s
BATTERY LIFE (approx. On 95 mm ² copper)	270 crimps
DIMENSIONS (L x w x h in mm)	260 x 60 x 240
WEIGHT (with battery)	2.360 kg



 **DIE SETS** – See **PAGE 133**.



> Common interchangeable die sets for **MPP031, BPL031 & BPE031** tools.

APPLICATIONS	CROSS-SECTIONS
 Copper lugs and sleeves – NFC 20-130	4 > 95 mm ²
 Bare or pre-insulated copper/alu. sleeves – EDF	E54 > E140
 Copper/aluminum lugs and sleeves – DIN 48083	KZ4 > KZ18
 C-shaped connectors	C6 > C16
 Copper lugs and sleeves – NFC 20-130	10 > 70 mm ²

DIMENSIONS (mm)	520 x 440 x 130
WEIGHT	2.300 kg

> Case and charger supplied with the tool.
> Accessories **NEOELEC™**
See **PAGE 94**.



**QUICK OPENING & CLOSING**

Easy to replace die sets.

**NEOELEC™
BPE036****HYDRAULIC CRIMPING PRESS
BATTERY-OPERATED MINI PISTOL TYPE**

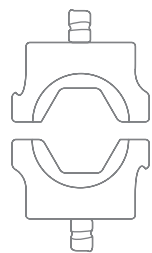
> Force, stroke and capacities identical to manual tool **MPP036** and to battery-operated tool **BPL036**.

**EXTREMELY DURABLE ALUMINUM FORK**


Force 35 kN.

**EXCELLENT WEIGHT-TO-CAPACITY RATIO**2.460 kg – 35 kN – 150 mm².**ROTATIVE HEAD**

180°.

*Do not use on live cables.***DIE SETS** – See **PAGE 133**.

> Common interchangeable die sets for **MPP036**, **BPL036** & **BPE036** tools.

HEXAGONAL CRIMPING**4 > 150 mm²**

STROKE	8 mm
FORCE	35 kN
CRIMPING TIME (depends on cross-section to be crimped)	3 to 4 s
BATTERY LIFE (approx. on 120 mm ² copper)	260 crimps
DIMENSIONS (L x w x h in mm)	260 x 60 x 265
WEIGHT (with battery)	2.460 kg



APPLICATIONS	CROSS-SECTIONS
Copper lugs and sleeves – NFC 20-130	4 > 150 mm ²
Bare or pre-insulated copper/alu. sleeves – EDF	E54 > E215
Copper/aluminum lugs and sleeves – DIN 48083	KZ4 > KZ22
C-shaped connectors	C6 > C16
Pre-rounding	10 > 120 mm ²
Copper lugs and sleeves – NFC 20-130	10 > 95 mm ²

DIMENSIONS (mm) 520 x 440 x 130**WEIGHT** 2.300 kg

> Case and charger supplied with the tool.

> Accessories **NEOELEC™**
See **PAGE 94**.





QUICK OPENING & CLOSING
Easy to replace die sets.





NEOELEC™
BPE055


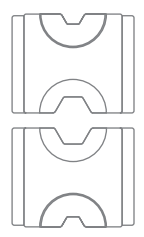
HYDRAULIC CRIMPING PRESS
BATTERY-OPERATED MINI PISTOL TYPE

> Force, stroke and capacities identical to manual tool **MPL051-052** and to battery-operated tool **BPL055**.



HEXAGONAL CRIMPING
4 > 240 mm²







-  **BALL HEAD DOWEL**
Can accommodate 38 mm (DUBUIS) or 30 mm (other manufacturers) wide die sets.
-  **INTERCHANGEABLE DIE SETS**
Simple or reversible.
-  **ROTATIVE HEAD**
340°.
-  Do not use on live cables.



 **DIE SETS** – See **PAGE 133**.

> Common interchangeable die sets for **MPL051-052, BPE055 & BPL055** tools.

STROKE	13 mm
FORCE	55 kN
CRIMPING TIME (depends on cross-section to be crimped)	3 to 5 s
BATTERY LIFE (approx. On 185 mm ² copper)	220 crimps
DIMENSIONS (L x w x h in mm)	285 x 60 x 270
WEIGHT (with battery)	3.150 kg

APPLICATIONS	CROSS-SECTIONS
 Copper lugs and sleeves – NFC 20-130	4 > 240 mm ²
 Bare or pre-insulated copper/alu. sleeves – EDF	E54 > E215
 Copper/aluminum lugs and sleeves – DIN 48083	KZ6 > KZ32
 C-shaped connectors	C6 > C35
 Pre-rounding	6 > 240 mm ²
 Copper lugs and sleeves – NFC 20-130	10 > 120 mm ²



DIMENSIONS (mm)	520 x 440 x 130
WEIGHT	2.300 kg

> Case and charger supplied with the tool.
> Accessories **NEOELEC™**
See **PAGE 94**.



* **DIELESS** WHATEVER THE CROSS-SECTION.



NEOELEC™

BPE060F

HYDRAULIC CRIMPING PRESS
BATTERY-OPERATED, DIELESS CLOSED HEAD

Tool designed for crimping standard lugs and sleeves for multi-strand cables.



ROTATIVE HEAD
360°.



COMPACT & BALANCED



Do not use on live cables.

> Available in pistol version **BPP060F** and **BPL060F**.

4-INDENT CRIMPING

10 > 400 (8AWG > 750Kcmil) – Cu
10 > 300 (8AWG > 600Kcmil) – Al



STROKE	32 mm
FORCE	60 kN
CRIMPING TIME (depends on section to be crimped)	5 to 7 s
BATTERY LIFE (approx. 340 crimps on 350 MCM (185 mm²))	
DIMENSIONS (L x w x h in mm)	390 x 75 x 300
WEIGHT (with battery)	4.750 kg

DIMENSIONS (mm) 520 x 440 x 130

WEIGHT 2.300 kg

> Case and charger supplied with the tool.

> Accessories **NEOELEC™**
See **PAGE 94**.





NEOELEK™
BPE061



HYDRAULIC CRIMPING PRESS
BATTERY-OPERATED MINI-PISTOL TYPE

- > Force, stroke and capacities identical to battery-operated tools BPL061, BPP061 & XPM061.
- > Compatible with die sets used by the Deutsche Bahn.

- TESTED AND APPROVED BY THE DEUTSCHE BAHN**
- AUTOMATIC RETURN**
Automatic return at end of crimping.
- EXCELLENT WEIGHT-TO-CAPACITY RATIO**
Up to 240 mm².
- SWITCHES OFF AUTOMATICALLY**
To reduce battery consumption.
- ROTATIVE HEAD**
270°.
- NARROW HEAD**
To work in switchboards.
- INTERCHANGEABLE DIE SETS**



DIE SETS – See **PAGE 142**.

> Common interchangeable die sets for **BPE061, BPL061 & BPP061** tools. **Please contact us for other dimensions.**



Do not use on live cables.

HEXAGONAL CRIMPING
10 to 185 mm² Al
6 to 240 mm² Cu



STROKE	18 mm
FORCE	62 kN
CRIMPING TIME (depends on cross-section to be crimped)	4 to 7 seconds
BATTERY LIFE (approx. on 185 mm²)	200 crimps
DIMENSIONS (L x w x h in mm)	265 x 75 x 305
WEIGHT (with battery)	3.500 kg

APPLICATIONS	CROSS-SECTIONS
Copper/aluminum lugs and sleeves – DIN 48083	KZ5 > KZ28
Pre-rounding	10 > 240 mm²

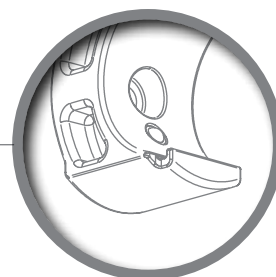
DIMENSIONS (mm)	471 x 415 x 116
WEIGHT (empty)	2.050 kg

- > Case and charger supplied with the tool.
- > Accessories **NEOELEK™**
See **PAGE 94**.



**QUICK OPENING & CLOSING**

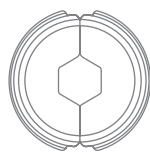
Easy to replace die sets.

**NEOELEC™
BPE062****HYDRAULIC CRIMPING PRESS
BATTERY-OPERATED MINI-PISTOL TYPE**


> Force, stroke and capacities identical to manual tools **MPL062**, **XD62** and to battery-operated tools **BPL062** & **BPP062**.

**COMPATIBLE DIE SETS**
62 kN die sets.**ROTATIVE HEAD**
340°.

Do not use on live cables.

**DIE SETS** – See **PAGE 133**.

> Common interchangeable die sets for **XPM062**, **MPL062**, **XD62**, **BPE062**, **BPL062** & **BPP062** tools.

**HEXAGONAL CRIMPING
6 > 300 mm²**

STROKE	13 mm
FORCE	62 kN
CRIMPING TIME (depends on cross-section to be crimped)	3 to 5 s
BATTERY LIFE (approx. on 185 mm ² copper)	220 crimps
DIMENSIONS (L x w x h in mm)	290 x 60 x 285
WEIGHT (with battery)	3.550 kg

APPLICATIONS	CROSS-SECTIONS
Copper lugs and sleeves – NFC 20-130	6 > 300 mm ²
Bare or pre-insulated copper/aluminum sleeves	E54 > E260
Copper/aluminum lugs and sleeves – DIN 48083	KZ6 > KZ34
C-shaped connectors	C10 > C50
Pre-rounding	25 > 240 mm ²

DIMENSIONS (mm)	520 x 440 x 130
WEIGHT	2.300 kg

> Case and charger supplied with the tool.

> Accessories **NEOELEC™**
See **PAGE 94**.





LOCK-PIN
Captive, to close the head safely.



QUICK OPENING & CLOSING
Easy to replace die sets and pass lugs through

NEOELEC™ BPE130

HYDRAULIC CRIMPING PRESS BATTERY-OPERATED MINI-PISTOL TYPE

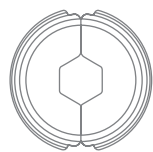
> Force, stroke and capacities identical to tools **BPP130D**, **BPP130S**, **XC130-3**, **XPM130D**, **BPE130D**.

EXCELLENT WEIGHT-TO-CAPACITY RATIO
From 6 to 400 mm².

HIGHLY RESISTANT HEAD
130 kN

ROTATIVE HEAD
360°.

Do not use on live cables.



130 KN DIE SETS – See **PAGE 133**.

> Common interchangeable die sets for **C130-xx**, **XC130-xx** **BPE130** & **BPP130x** tools.

COMPATIBLE DIE SETS
62 kN, 80 kN ranges

HEXAGONAL CRIMPING
6 > 400 mm²



STROKE	15 mm
FORCE	130 kN
CRIMPING TIME (depends on cross-section to be crimped)	8 to 14 s
BATTERY LIFE (approx. on 185 mm ² copper)	50 crimps
DIMENSIONS (L x w x h in mm)	310 x 65 x 300
WEIGHT (with battery)	4.680 kg

APPLICATIONS	CROSS-SECTIONS
Copper lugs and sleeves – NFC 20-130	6 > 400 mm ²
Bare or pre-insulated copper/alu. sleeves – EDF	E54 > E280
Copper/aluminum lugs and sleeves – DIN 48083	KZ6 > KZ34
C-shaped connectors	C10 > C70
Pre-rounding	50 > 300 mm ²
Copper lugs and sleeves – NFC 20-130	10 > 240 mm ²

DIMENSIONS (mm) 520 x 440 x 130

WEIGHT 2.300 kg

> Case and charger supplied with the tool.

> Accessories **NEOELEC™**
See **PAGE 94**.





> Crimping with the battery-operated tool **BPE062** to change a transformer on an electricity pole.





①



ON/OFF BUTTON
 WITH AUTOMATIC SWITCHING TO STANDBY
LED INDICATORS

- BATTERY CHARGE LEVEL
- CYCLE COMPLIANCE
- MAINTENANCE

②



ROBUST PLASTIC HOUSING
 WITH NON-SLIP COATING

⑥



ON/ADVANCE TRIGGER



③



USB CONNECTION
 DEDICATED SOFTWARE FOR ANALYSIS
 & PREVENTIVE MAINTENANCE

⑤



RELEASE TRIGGER

④



LED LIGHTING OF THE WORK AREA



Electronic overpressure protection.
 Switch to standby after 10 min.



improved cutting or crimping speed with
 a high-performance motor.















Quick motor stop function after cutting
 or crimping for greater safety.



NEOELEC™

BATTERY-OPERATED HYDRAULIC TOOLS

TYPE **INLINE**

CABLE CUTTER 		BCL020C	<i>page 64</i>
		BCL025G	<i>page 65</i>
		BCL035C	<i>page 66</i>
		BCL050C	<i>page 67</i>
CRIMPING PRESSES 		BPL031	<i>page 68</i>
		BPL036	<i>page 69</i>
		BPL055	<i>page 70</i>
		BPL060F	<i>page 71</i>
		BPL061	<i>page 72</i>
		BPL062	<i>page 73</i>




HANDLE

Ideally located center of gravity.
Double-control safety switch.



REINFORCED BLADES
Ideal for cutting tubes.




GUIDING SHOE
Avoids gap between blades.

NEOELEC™
BCL020C



HYDRAULIC CABLE-CUTTER
BATTERY-OPERATED SHEARS TYPE

CABLE TYPES
Copper, aluminum
TUBE TYPE
Ø18 galvanized steel tube



MAX. DIAMETER
Ø 20 mm
(depending on cables)

SHEARS TYPE
To cut cables and tubes in confined areas
(> direct access, without closing the head).

REINFORCED BLADES
Facilitates clean cutting of tubes.

IDENTICAL & INTERCHANGEABLE BLADES
Easy to replace and use.
P/N 91447

ROTATIVE HEAD
180°.

Do not use on live cables.

FORCE	41 kN
BATTERY LIFE – DEPENDS ON THE MATERIAL	
DIMENSIONS (L x w x h in mm)	450 x 235 x 225
WEIGHT (with battery)	4.000 kg

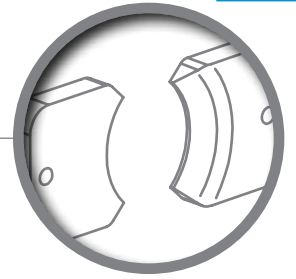


DIMENSIONS (mm)	554 x 371 x 308
WEIGHT	4.60 kg

> Case and charger supplied with the tool.
> Accessories **NEOELEC™**
See **PAGE 94**.







LOCK
To open and close the head quickly.



NEOELEC™ BCL025G

HYDRAULIC CABLE-CUTTER BATTERY-OPERATED GUILLOTINE TYPE

> Force, stroke and capacities identical to tools **MCL025G**, **XCH025G**, **XCM025G** and to battery-operated tool **BCE025G**.

-  **NEW REINFORCED BLADES**
Lengthens the blades' service life (> special steel cutter).
-  **IDENTICAL BLADE & COUNTER-BLADE**
Facilitates cutting.
-  **INTERCHANGEABLE BLADES**
Easy to replace and use.
P/N 91298 square profile blade.
P/N 78502 standard blade.
-  **ROTATIVE HEAD**
180°.

 Do not use on live cables.

CABLE TYPES
copper, aluminum and steel

MAX. DIAMETER
Ø 25 mm
(depending on cables)

FORCE	55 kN
CUTTING TIME	8 to 12 s
BATTERY LIFE – DEPENDS ON THE MATERIAL	
DIMENSIONS (L x w x h in mm)	128 x 75 x 400
WEIGHT (with battery)	3.400 kg

	CABLE TYPES	MAX. HARDNESS	MAX. CUTTING Ø *
MULTI-STRAND CABLES	7 x 19 strands – steel	100 > 120 daN/mm ²	Ø 15 > 16 mm
	7 x 37 strands – steel	130 > 145 daN/mm ²	Ø 12 > 13 mm
ELECTRIC CABLES	Bare – copper / aluminum		300 mm ²
	Rigid multi-strand – copper / aluminum		Ø 20 > 22 mm
	Semi-rigid multi-strand – copper / aluminum		
ROUND BARS	Copper	< 20 daN/mm ²	Ø 20 > 22 mm
	Hard copper	20 > 28 daN/mm ²	Ø 15 > 18 mm
	Aluminum	< 20 daN/mm ²	Ø 20 > 25 mm
	Mild steel	42 > 45 daN/mm ²	Ø 12 > 14 mm
	Medium hard steel	50 > 70 daN/mm ²	Ø 10 mm
INSULATED CABLES	Depends on insulation thickness		150 > 240 mm ²
	Stainless steel	< 150 daN/mm ²	Ø 8 > 10 mm

* Other dimensions and cables to be validated by testing.




DIMENSIONS (mm) 471 x 415 x 116

WEIGHT 2.050 kg

> Case and charger supplied with the tool.
> Accessories **NEOELEC™**
See **PAGE 94**.



TAPERED BLADES
Ideal for cutting fine multi-strand cables



GUIDING SHOE
Avoids gap between blades.



NEOELEC™
BCL035C

HYDRAULIC CABLE-CUTTER
BATTERY-OPERATED SHEARS TYPE

> Force, stroke and capacities identical to tools **XCH035C** and to battery-operated tool **BCE035i**.

CABLE TYPES
multistrand copper and aluminum

MAX. DIAMETER
Ø 35 mm



-  **SHEARS TYPE**
To cut cables in confined areas
(> direct access, without closing the head).
-  **REINFORCED & TAPERED BLADES**
Facilitates clean cutting of copper and aluminum cables.
-  **IDENTICAL & INTERCHANGEABLE BLADES**
Easy to replace and use.
P/N 78431.
-  **ROTATIVE HEAD**
180°.
-  **Do not use on live cables.**

FORCE (on the piston)	45 kN
CUTTING TIME	8 to 12 s
BATTERY LIFE – DEPENDS ON THE MATERIAL	
DIMENSIONS (L x w x h in mm)	107 x 78 x 445
WEIGHT (with battery)	3.300 kg

MAX. CUTTING CAPACITIES	<i>Cutting tests possible.</i>
SEMI-RIGID MULTISTRAND CU CABLE	240 mm ²
FLEXIBLE MULTISTRAND CU CABLE (very fine strands)	Ø 35 mm – 300 mm ²
MULTISTRAND ALUMINUM CABLE	Ø 35 mm
TELEPHONE CABLE	Ø 35 mm

Does not cut bars or steel-reinforced cables.



DIMENSIONS (mm)	555 x 375 x 180
WEIGHT	3.900 kg

> Case and charger supplied with the tool.
> Accessories **NEOELEC™**
See **PAGE 94**.



NEOELEC™
BCL050C



HYDRAULIC CABLE-CUTTER
BATTERY-OPERATED SHEARS TYPE

TAPERED BLADES
Ideal for cutting fine multi-strand cables.

GUIDING SHOE
Avoids gap between blades

CABLE TYPES
copper and aluminum

MAX. DIAMETER
Ø 50.8 mm (2 inches)

DOES NOT CUT
stainless steel or ACSR cables



SHEARS TYPE
To cut cables in confined areas
(> direct access, without closing the head).



REINFORCED & TAPERED BLADES
Facilitates clean cutting of copper and aluminum cables.



IDENTICAL & INTERCHANGEABLE BLADES
Easy to replace and use. P/N 93322.



ROTATIVE HEAD
180°.



Do not use on live cables.

BATTERY LIFE AND CUTTING TIME	DEPENDS ON THE MATERIAL
DIMENSIONS (L x w x h in mm)	515 x 75 x 140
WEIGHT (with battery)	3.550 kg

CABLE TYPES*

ALUMINUM CABLES	3 x 185 mm ² + 1 x 70 mm ² with shielding
	3 x 185 mm ² + 1 x 70 mm ² solid with shielding
COPPER CABLES	4 x 70 mm ² with shielding
	3 x 150 mm ²
	2 x 185 mm ²

* Non-exhaustive examples.
Other dimensions and cables to be validated by testing.



DIMENSIONS (mm)	555 x 375 x 180
WEIGHT (empty)	3.900 kg

> Case and charger supplied with the tool.
> Accessories **NEOELEC™**
See **PAGE 94**.



QUICK OPENING & CLOSING

Easy to replace die sets.




NEOELEC™
BPL031

BATTERY-OPERATED HYDRAULIC
CRIMPING PRESS

> Force, stroke and capacities identical to manual tool **MPP031** and to battery-operated tool **BPE031**.

HEXAGONAL CRIMPING
4 > 95 mm²



NARROW HEAD
To work in switchboards.



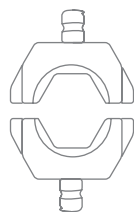
EXCELLENT WEIGHT-TO-CAPACITY RATIO
2.100 kg – 35 kN – 95 mm².



ROTATIVE HEAD
180°.



Do not use on live cables.



DIE SETS – See **PAGE 133**.

> Common interchangeable die sets for **MPP031**, **BPE031** & **BPL031** tools.

STROKE	8 mm
FORCE	35 kN
CRIMPING TIME (depends on cross-section to be crimped)	3 to 4 s
BATTERY LIFE (approx. on 95 mm ² copper)	270 crimps
DIMENSIONS (L x w x h in mm)	128 x 75 x 340
WEIGHT (with battery)	2.100 kg

APPLICATIONS	CROSS-SECTIONS
⊘ Copper lugs and sleeves – NFC 20-130	4 > 95 mm ²
⊘ Bare or pre-insulated copper sleeves – EDF	E54 > E140
⊘ Copper/aluminum lugs and sleeves – DIN 48083	KZ4 > KZ18
⊘ C-shaped connectors	C6 > C16
⊘ Copper lugs and sleeves – NFC 20-130	10 > 70 mm



DIMENSIONS (mm)	471 x 415 x 116
WEIGHT	2.050 kg

> Case and charger supplied with the tool.
> Accessories **NEOELEC™**
See **PAGE 94**.


QUICK OPENING & CLOSING

Easy to replace die sets.


**NEOELEC™
BPL036**
**BATTERY-OPERATED HYDRAULIC
CRIMPING PRESS**

> Force, stroke and capacities identical to manual tool **MPP036** and to battery-operated tool **BPE036**.


EXTREMELY DURABLE ALUMINUM FORK

Force 35 kN.


EXCELLENT WEIGHT-TO-CAPACITY RATIO

2.200 kg – 35 kN – 150 mm².


ROTATIVE HEAD

180°.



Do not use on live cables.



DIE SETS – See **PAGE 133**.

> Common interchangeable die sets for **MPP036**, **BPE036** & **BPL036** tools.

**HEXAGONAL CRIMPING
4 > 150 mm²**


STROKE	8 mm
FORCE	35 kN
CRIMPING TIME (depends on cross-section to be crimped)	3 to 4 s
BATTERY LIFE (approx. on 120 mm ² copper)	260 crimps
DIMENSIONS (L x w x h in mm)	128 x 75 x 355
WEIGHT (with battery)	2.150 kg

APPLICATIONS	CROSS-SECTIONS
Copper lugs and sleeves – NFC 20-130	4 > 150 mm ²
Bare or pre-insulated copper/aluminum sleeves – EDF	E54 > E215
Copper/aluminum lugs and sleeves – DIN 48083	KZ4 > KZ22
"C" connectors	C6 > C16
Pre-rounding	10 > 120 mm ²
Copper lugs and sleeves – NFC 20-130	10 > 95 mm ²




DIMENSIONS (mm) 471 x 415 x 116

WEIGHT 2.050 kg

> Case and charger supplied with the tool.

> Accessories **NEOELEC™**
See **PAGE 94**.




QUICK OPENING & CLOSING
Easy to replace die sets.







NEOELEC™
BPL055


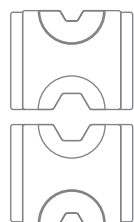
BATTERY-OPERATED HYDRAULIC
CRIMPING PRESS

> Force, stroke and capacities identical to manual tool **PL051-052** and to battery-operated tool **BPE055**.



HEXAGONAL CRIMPING
4 > 240 mm²

-  **BALL HEAD DOWEL**
Can accommodate 38 mm (DUBUIS) or 30 mm (other manufacturers) wide die sets.
-  **INTERCHANGEABLE DIE SETS**
Simple or reversible.
-  **ROTATIVE HEAD**
180°.
-  **Do not use on live cables.**



 **DIE SETS** – See **PAGE 133**.

> Common interchangeable die sets for **MPL051-052, BPE055 & BPL055** tools.

STROKE	13 mm
FORCE	55 kN
CRIMPING TIME (depends on cross-section to be crimped)	3 to 5 s
BATTERY LIFE (approx. on 185 mm ² copper)	220 crimps
DIMENSIONS (L x w x H in mm)	128 x 75 x 390
WEIGHT (with battery)	2.900 kg

APPLICATIONS	CROSS-SECTIONS
 Copper lugs and sleeves – NFC 20-130	4 > 240 mm ²
 Copper/aluminum lugs and sleeves – DIN 48083	KZ6 > KZ32
 C-shaped connectors	C6 > C35
 Pre-rounding	6 > 240 mm ²
 Bare or pre-insulated copper/aluminum sleeves	E54 > E215

DIMENSIONS (mm)	471 x 415 x 116
WEIGHT	2.050 kg

- > Case and charger supplied with the tool.
- > Accessories **NEOELEC™**
See **PAGE 94**.



* **DIELESS** WHATEVER THE CROSS-SECTION.



NEOELEC™
BPL060F

HYDRAULIC PRESS
BATTERY-OPERATED, DIELESS CLOSED HEAD



> Available in mini-pistol version **BPE060F** and inline **BPP060F**

Tool designed for crimping standard lugs and sleeves for multi-strand cables.

ROTATIVE HEAD
360°.

Do not use on live cables.

4-INDENT CRIMPING
10 > 400 (8AWG > 750Kcmil) – Cu
10 > 300 (8AWG > 600Kcmil) – Al

STROKE	32 mm
FORCE	60 kN
CRIMPING TIME (depends on cross-section to be crimped)	5 to 7 s
BATTERY LIFE (approx. 340 crimps on 350 MCM (185 mm²))	
DIMENSIONS (L x w x h in mm)	450 x 340 x 75
WEIGHT (with battery)	4.200 kg



DIMENSIONS (mm)	555 x 375 x 180
WEIGHT	3.900 kg

> Case and charger supplied with the tool.
> Accessories **NEOELEC™**
See **PAGE 94**.



NEOELEC™ BPL061



BATTERY-OPERATED HYDRAULIC CRIMPING PRESS

- > Force, stroke and capacities identical to battery-operated tools **BPE061** and **BPP061**.
- > Compatible with the die sets used by the Deutsche Bahn.

- ✓ **TESTED AND APPROVED BY THE DEUTSCHE BAHN**
- 🍃 **EXCELLENT WEIGHT-TO-CAPACITY RATIO**
Up to 240 mm².
- 🔌 **SWITCHES OFF AUTOMATICALLY**
To reduce battery consumption.
- 🔄 **ROTATIVE HEAD**
270°.
- 📶 **ADVANCED ELECTRONIC MANAGEMENT**
USB connection for project analysis
LED lighting of the work area.
- 📏 **NARROW HEAD**
To work in switchboards.
- 🔄 **INTERCHANGEABLE DIE SETS**



DIE SETS – See [PAGE 142](#).

- > Common interchangeable die sets for **BPE061**, **BPL061** & **BPP061** tools. **Please contact us for other dimensions.**

Do not use on live cables.

HEXAGONAL CRIMPING
10 to 185 mm² Al
6 to 240 mm² Cu

STROKE	18 mm
FORCE	62 kN
CRIMPING TIME (depends on cross-section to be crimped)	4 to 7 seconds
BATTERY LIFE (approx. on 185 mm ²)	200 crimps
DIMENSIONS (L x w x h in mm)	390 x 75 x 128
WEIGHT (with battery)	3.350 kg

APPLICATIONS	CROSS-SECTIONS
Copper/aluminum lugs and sleeves – DIN 48083	KZ5 > KZ28
Pre-rounding	10 > 240 mm ²



DIMENSIONS (mm)	520 x 440 x 130
WEIGHT (empty)	2.300 kg

- > Case and charger supplied with the tool.
- > Accessories **NEOELEC™**
See [PAGE 94](#).


QUICK OPENING & CLOSING

Easy to replace die sets.


**NEOELEC™
BPL062**
**BATTERY-OPERATED HYDRAULIC
CRIMPING PRESS**

> Force, stroke and capacities identical to the manual tool **MPL062** and battery-operated tools **BPE062** & **BPP062**.


VERY LIGHT HEAD

Excellent weight-to-capacity ratio.


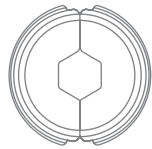

COMPATIBLE DIE SETS
62 kN die sets.

ROTATIVE HEAD

180°.



Do not use on live cables.


62 kN DIE SETS – See **PAGE 133**.

> Common interchangeable die sets for **XPM062**, **MPL062**, **BPE062**, **BPL062** & **BPP062** tools.

**HEXAGONAL CRIMPING
6 > 300 mm²**


STROKE	14 mm
FORCE	62 kN
CRIMPING TIME (depends on cross-section to be crimped)	3 to 5 s
BATTERY LIFE (approx. on 185 mm ² copper)	220 crimps
DIMENSIONS (L x w x h in mm)	128 x 75 x 395
WEIGHT (with battery)	3.300 kg


APPLICATIONS	CROSS-SECTIONS
Copper lugs and sleeves – NFC 20-130	6 > 300 mm ²
Copper/aluminum lugs and sleeves – DIN 48083	KZ6 > KZ34
C-shaped connectors	C10 > C50
Pre-rounding	25 > 240 mm ²
Bare or pre-insulated copper/aluminum sleeves	E54 > E260


DIMENSIONS (mm) 471 x 415 x 116


WEIGHT 2.050 kg

> Case and charger supplied with the tool.


 > Accessories **NEOELEC™**
See **PAGE 94**.




LED LIGHTING OF THE WORK AREA




ROBUST PLASTIC HOUSING WITH NON-SLIP COATING



SAFETY LOCKING




HANDLING RING FOR CARRYING STRAP OR SAFETY CABLE



DUAL ROCKING TRIGGER SYSTEM:

- ⑤ ON/ADVANCE TRIGGER
- ⑥ RELEASE TRIGGER



USB CONNECTION
DEDICATED SOFTWARE FOR ANALYSIS
& PREVENTIVE MAINTENANCE



EQUIPPED WITH A MECHANICAL STOP THAT BLOCKS THE PISTON AT THE END OF ITS STROKE.

Improved cutting or crimping speed with a high-performance motor.



Quick motor stop function after cutting or crimping for greater safety.

www.dubuis.com




















Two-speed hydraulic pump for quick advance.

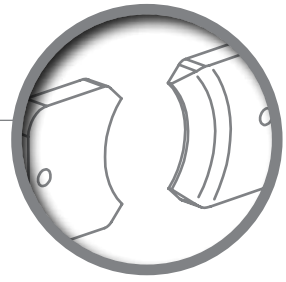
NEOELEC™

BATTERY-OPERATED HYDRAULIC TOOLS

TYPE **PISTOL**



CABLE CUTTER 		BCP040G	page 78			
		BCP045G	page 78			
		BCP055G	page 78			
		BCP065C	page 79			
		BCP085GD	page 80			
CRIMPING PRESSES 		BPP060F	page 81		BPP130U	page 87
		BPP061	page 82		BPP1351	page 88
		BPP062	page 83		BPP220H	page 89
		BPP080	page 84		BPP240H	page 90
		BPP1301-02-03	page 85			
		BPP130D	page 86			
FORCE CONTROL						page 92
CONTROL SOFTWARE						page 93
ACCESSORIES						page 94



LOCK-PIN
Captive, to close the head safely.



NEOELEC™
BCP040G

HYDRAULIC CABLE-CUTTER
BATTERY-OPERATED GUILLOTINE TYPE

> Force, stroke and capacities identical to tools **MCL040G** & **XCH040G**.

CABLE TYPES
copper, aluminum and steel

MAX. DIAMETER
Ø 40 mm
(depending on cables)



REINFORCED BLADES | SPECIAL COATING
Lengthens the blades' service life (> steel cutter).



IDENTICAL BLADE & COUNTER-BLADE
Facilitates cutting.



INTERCHANGEABLE BLADES
Easy to replace. P/N 36052.



ROTATIVE HEAD
180°.



Do not use on live cables.



FORCE	88 kN
CUTTING TIME	8 to 20 s
BATTERY LIFE – DEPENDS ON THE MATERIAL	
DIMENSIONS (L x w x h in mm)	480 x 85 x 325
WEIGHT (with battery)	7.650 kg

> Case and charger supplied with the tool.

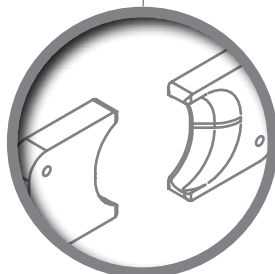
> Accessories **NEOELEC™**
See **PAGE 94**.

	CABLE TYPES	MAX. HARDNESS	max. CUTTING Ø(mm) *	
CABLES	Copper	< 40 daN/mm ²	Ø 32 (630 mm ²)	
	Aluminum	< 20 daN/mm ²	Ø 40	
	Almelec	< 34 daN/mm ²	Ø 40	
	Steel	< 180 daN/mm ²	7 x Ø 3.0 (= Ø 9.0) 19 x Ø 2.1 (= Ø 10.5) 19 x Ø 2.3 (= Ø 11.5)	
	Multi-strand steel	< 180 daN/mm ²	Ø 18 (number of strands: 200)	
	ACSR	< 180 daN/mm ²	26 x Ø 2.50 + 7 x Ø 1.95 (= Ø 15.85) 26 x Ø 3.06 + 7 x Ø 2.38 (= Ø 19.38) 26 x Ø 3.60 + 7 x Ø 2.80 (= Ø 22.80) 54 x Ø 3.50 + 19 x Ø 2.10 (= Ø 31.50)	
	(aluminum conductor steel reinforced)			
	BARS	Steel	< 60 daN/mm ² < 42 daN/mm ²	Ø 18 Ø 20
		Copper	< 30 daN/mm ² < 25 daN/mm ²	Ø 30 Ø 32
		Aluminum	< 16 daN/mm ²	Ø 40

* Other dimensions and cables to be validated by testing.

**LOCK-PIN**

Captive, to close the head safely.



NEOELEC™ BCP045G

HYDRAULIC CABLE-CUTTER BATTERY-OPERATED GUILLOTINE TYPE

> Force, stroke and capacities identical to tools **MCL045G** & **XCH045G**.

-  **REINFORCED BLADES | SPECIAL COATING**
Lengthens the blades' service life (> steel cutter).
-  **IDENTICAL BLADE & COUNTER-BLADE**
Facilitates cutting.
-  **INTERCHANGEABLE BLADES**
Easy to replace. P/N 78507.
-  **ROTATIVE HEAD**
220°.



Do not use on live cables.



CABLE TYPES
steel, stainless steel, ACSR,
and copper

MAX. DIAMETER
Ø 45 mm
(depending on cables)



FORCE	130 kN
CUTTING TIME	10 to 30 s
BATTERY LIFE – DEPENDS ON THE MATERIAL	
DIMENSIONS (L x w x h in mm)	510 x 75 x 330
WEIGHT (with battery)	8.650 kg

> Case and charger supplied with the tool.

> Accessories **NEOELEC™**
See **PAGE 94**.

MAX. CUTTING CAPACITIES

* Other dimensions and cables to be validated by testing.

	CABLE TYPES	MAX. HARDNESS	max. CUTTING Ø (mm) *
CABLES	Copper	< 40 daN/mm ²	Ø 45
	Aluminum	< 20 daN/mm ²	Ø 45
	Almelec	< 34 daN/mm ²	Ø 45
	Steel	< 180 daN/mm ²	7 x Ø 3.0 (= Ø 9.0) 19 x Ø 2.1 (= Ø 10.5) 19 x Ø 2.3 (= Ø 11.5)
	Multi-strand steel	< 180 daN/mm ²	Ø 18 (number of strands: 200)
	ACSR	< 180 daN/mm ²	26 x Ø 2.50 + 7 x Ø 1.95 (= Ø 15.85) 26 x Ø 3.06 + 7 x Ø 2.38 (= Ø 19.38) 26 x Ø 3.60 + 7 x Ø 2.80 (= Ø 22.80) 54 x Ø 3.50 + 19 x Ø 2.10 (= Ø 31.50) 54 x Ø 4.36 + 19 x Ø 2.62 (= Ø 39.20)
BARS	Stainless steel	> Please contact us.	
	Steel	< 60 daN/mm ²	Ø 20
		< 42 daN/mm ²	Ø 22
	Copper	< 30 daN/mm ²	Ø 33
		< 25 daN/mm ²	Ø 35
	Aluminum	< 16 daN/mm ²	Ø 45



LOCK
To open and close the head quickly.

NEOELEC™
BCP055G

HYDRAULIC CABLE-CUTTER
BATTERY-OPERATED GUILLOTINE TYPE

> Force, stroke and capacities identical to tools **MCL055G** & **XCH055G**.

CABLE TYPES
copper and aluminum
MAX. DIAMETER
Ø 55 mm



NEW COUNTER-BLADE
Reduces cable deformation when cutting.



TAPERED BLADE & COUNTER-BLADE PROFILE
Facilitates cutting (> copper and aluminum cables).
Blade P/N 38000
Counter blade P/N 38001



ROTATIVE HEAD
270°.



Do not use on live cables.



WIDE OPENING
Makes it easier to pass cables through.



DIMENSIONS (mm) 594 × 494 × 149
WEIGHT 3.660 kg

> Case and charger supplied with the tool.
> Accessories **NEOELEC™**
See **PAGE 94**.

CUTTING CAPACITIES

* Other dimensions and cables to be validated by testing.


	CABLE TYPES	MAX. HARDNESS	CROSS-SECTIONS	MAX. CUTTING Ø *
CABLES	Multi-strand copper		4 × 185 mm ² or 630 mm ² max.	
	Aluminum underground		3 × 240 + 1 × 95 mm ²	Ø 51 mm
	Telephone			Ø 55 mm
BARs	Round annealed copper	< 20 daN/mm ²		Ø 16-18 mm
	Round annealed aluminum (A5)	< 16 daN/mm ²		Ø 20-25 mm



NEOELEC™ BCP065C

HYDRAULIC CABLE-CUTTER BATTERY-OPERATED SHEARS TYPE

> Force, stroke and capacities identical to tools XCH065C & MCL065C.

-  **SHEARS TYPE**
To cut cables in confined areas
(> direct access, without closing the head).
-  **ERGONOMIC HANDLE**
For transport and a secure grip on the tool.
-  **IDENTICAL BLADES**
Facilitates cutting. P/N 78441.
-  **ROTATIVE HEAD**
180°.



Do not use on live cables.

CABLE TYPES
copper and aluminum

MAX. DIAMETER
Ø 65 mm



FORCE (on the piston)	90 kN
CUTTING TIME	7 to 15 s
BATTERY LIFE – DEPENDS ON THE MATERIAL	
DIMENSIONS (L x w x h in mm)	525 x 100 x 360
WEIGHT (with battery)	7.600 kg

MAX. CUTTING CAPACITIES *

COPPER CABLE	Ø 65 mm
ALUMINUM CABLE	Ø 65 mm

Aluminum or copper cable cutting reinforced by steel strip possible.

* Other dimensions and cables to be validated by testing.



DIMENSIONS (mm)	594 x 494 x 149
WEIGHT	3.660 kg

> Case and charger supplied with the tool.

> Accessories **NEOELEC™**
See **PAGE 94**.



LOCK-PIN
Captive, to close the head safely.







WIDE OPENING
Facilitates passing of the cables.



NEOELEC™
BCP085GD

HYDRAULIC CABLE-CUTTER
BATTERY-OPERATED GUILLOTINE TYPE

> Force, stroke and capacities identical to tools XCH085G & MCL085G.

-  **NEW COUNTER-BLADE**
Reduces cable deformation when cutting.
-  **TAPERED BLADE & COUNTER-BLADE PROFILE**
Facilitates cutting (> copper and aluminum cables).
P/N 37016 (blade); P/N 37010 (counter-blade).
-  **ERGONOMIC HANDLE**
For transport and a secure grip on the tool.
-  **ROTATIVE HEAD**
180°.

 Do not use on live cables.

CABLE TYPES
copper and aluminum

MAX. DIAMETER
Ø 85 mm



FORCE	70 kN
CUTTING TIME	8 to 20 s
BATTERY LIFE – DEPENDS ON THE MATERIAL	
DIMENSIONS (L x w x h in mm)	580 x 85 x 340
WEIGHT (with battery)	8.800 kg



DIMENSIONS (mm)	594 x 494 x 149
WEIGHT	3.660 kg

> Case and charger supplied with the tool.
> Accessories **NEOELEC™**
See **PAGE 94**.

CUTTING CAPACITIES

CABLE TYPES	MAX. CABLE Ø*
INSULATED ALUMINUM CABLES UNDERGROUND	3 x 240 mm ² + 1 x 95 mm ² 1 x 630 mm ² > 800 mm ²
COPPER CABLES	4x240 mm ² + 1x120 mm ²
TELEPHONE CABLES	Ø 85 mm

* Other dimensions and cables to be validated by testing.



NEOELEC™
BPP060F

HYDRAULIC CRIMPING PRESS
BATTERY-OPERATED, DIELESS CLOSED HEAD

> Available in mini-pistol version **BPE060F** and inline **BPL060F**

Tool designed for crimping standard lugs and sleeves for multi-strand cables.

 **ROTATIVE HEAD**
360°.

 Do not use on live cables.

4-INDENT CRIMPING

10 > 400 (8AWG > 750Kcmil) – Cu
10 > 300 (8AWG > 600Kcmil) – Al



STROKE	32 mm
FORCE	60 KN
CRIMPING TIME (depends on section to be crimped)	5 to 7 s
BATTERY LIFE (approx. 340 crimps on 350 MCM (185 mm²))	
DIMENSIONS (L x w x h in mm)	450 x 340 x 75
WEIGHT (with battery)	5.800 kg



DIMENSIONS (mm)	594 x 494 x 149
WEIGHT	3.660 kg

> Case and charger supplied with the tool.
> Accessories **NEOELEC™**
See **PAGE 94**.



NEOELEC™
BPP061

BATTERY-OPERATED HYDRAULIC
CRIMPING PRESS

- > Force, stroke and capacities identical to tools XPM061, BPE061 and BPL061.
- > Compatible with the die sets used by the Deutsche Bahn.

- ✓ **TESTED AND APPROVED BY THE DEUTSCHE BAHN**
- ☰ **OUR FASTEST CRIMPING PRESS**
Precise control of the advance and return.
- 🔄 **BALANCED AND ERGONOMIC TOOL**
- 🍃 **EXCELLENT WEIGHT-TO-CAPACITY RATIO**
Up to 240 mm².
- 🔄 **ROTATIVE HEAD**
270°.
- 📶 **ADVANCED ELECTRONIC CONTROL**
USB connection for project analysis.
LED lighting of the work area.
- 📏 **NARROW HEAD**
To work in switchboards.
- 🔄 **INTERCHANGEABLE DIE SETS**



DIE SETS – See **PAGE 142**.

- > Common interchangeable die sets for **BPE061, BPL061 & BPP061** tools. **Please contact us for other dimensions.**

Do not use on live cables.

HEXAGONAL CRIMPING
10 to 185 mm² Al
6 to 240 mm² Cu



STROKE	18 mm
FORCE	62 kN
CRIMPING TIME (depends on cross-section to be crimped)	3 to 6 seconds
BATTERY LIFE (approx. on 185 mm²)	340 crimps
DIMENSIONS (L x w x h in mm)	375 x 86 x 35
WEIGHT (with battery)	5.600 kg

APPLICATIONS	CROSS-SECTIONS
Copper/aluminum lugs and sleeves – DIN 48083	KZ5 > KZ28
Pre-rounding	10 > 240 mm²

DIMENSIONS (mm)	594 x 494 x 149
WEIGHT	3.660 kg

- > Case and charger supplied with the tool.
- > Accessories **NEOELEC™**
See **PAGE 94**.



**QUICK OPENING & CLOSING**

Easy to replace die sets.

**NEOELEC™
BPP062****BATTERY-OPERATED HYDRAULIC
CRIMPING PRESS**

> Force, stroke and capacities identical to tools **MPL062 & XD62** and to battery-operated tools **BBPE062 & BPL062**.

**LIGHT HEAD**

Excellent weight-to-capacity ratio.

**COMPATIBLE DIE SETS**

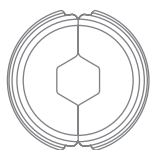
62 kN die sets.

**ROTATIVE HEAD**

270°.




Do not use on live cables.



62 KN DIE SETS – See **PAGE 133**.

> Common interchangeable die sets for **MPL062, XD62, BPE062, BPL062 & BPP062** tools.

**HEXAGONAL CRIMPING
6 > 300 mm²**

STROKE	13 mm
FORCE	62 kN
CRIMPING TIME (depends on cross-section to be crimped)	3 to 5 s
BATTERY LIFE (approx. on 185 mm ² copper)	340 crimps
DIMENSIONS (L x w x H EN MM)	355 x 75 x 325
WEIGHT (with battery)	5.600 kg

APPLICATIONS**CROSS-SECTIONS**

Copper lugs and sleeves – NFC 20-130	6 > 300 mm ²
Copper/aluminum lugs and sleeves – DIN 48083	KZ6 > KZ34
C-shaped connectors	C10 > C50
Pre-rounding	25 > 240 mm ²
Bare or pre-insulated copper or aluminum sleeves	E54 > E260



DIMENSIONS (mm) 594 x 494 x 149

WEIGHT 3.660 kg

> Case and charger supplied with the tool.

> Accessories **NEOELEC™**
See **PAGE 94**.



QUICK OPENING & CLOSING

Easy to replace die sets.



NEOELEC™
BPP080

BATTERY-OPERATED HYDRAULIC
CRIMPING PRESS

> Force, stroke and capacities identical to manual tool **D80**.




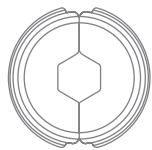
HEXAGONAL CRIMPING
6 > 300 mm²

LIGHT HEAD
Excellent weight-to-capacity ratio.

COMPATIBLE DIE SETS
62 & 80 kN ranges.

ROTATIVE HEAD
270°.

 *Do not use on live cables.*



 **80 KN DIE SETS** – See **PAGE 133**.

> Common interchangeable die sets for **D80 & BPP080** / **MPL062, XD62, BPE062, BPL062 & BPP062** tools.

STROKE	13 mm
FORCE	80 kN
CRIMPING TIME (depends on cross-section to be crimped)	4 to 6 s
BATTERY LIFE (approx. on 185 mm ² copper)	300 crimps
DIMENSIONS (L x w x h in mm)	355 x 75 x 325
WEIGHT (with battery)	5.700 kg

APPLICATIONS	CROSS-SECTIONS
 Copper lugs and sleeves – NFC 20-130	6 > 300 mm ²
 Copper/aluminum lugs and sleeves – DIN 48083	KZ6 > KZ34
 C-shaped connectors	C10 > C50
 Pre-rounding	25 > 240 mm ²
 Bare or pre-insulated copper or aluminum sleeves	E54 > E280



DIMENSIONS (mm) 594 x 494 x 149

WEIGHT 3.660 kg

> Case and charger supplied with the tool.

> Accessories **NEOELEC™**
See **PAGE 94**.



> Available with stroke of
26, 38 & 44.
(Please contact us)



NEOELEC™ **BPP130** ⁻¹ ⁻³ ⁻⁴

BATTERY-OPERATED HYDRAULIC CRIMPING PRESS

> Force, stroke and capacities identical to tools **XPM130D**, **C130-xx**,
XC130-xx and to battery-operated tool **BPE130**.

HEXAGONAL CRIMPING

6 > 400 mm²

(depends on the type of tool)



WIDE CRIMPING CAPACITY

From 6 to 400 mm².



CRIMPING OF OVERHEAD LINES

Tool particularly well-suited for this application.



FITTED WITH A MECHANICAL STOP

Piston stops at the end of the stroke.

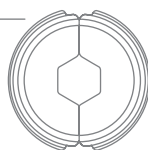


Do not use on live cables.

STROKE	26 mm (-1)	38 mm (-3)	44 mm (-4)
FORCE	130 kN	130 kN	130 kN
DIMENSIONS (L x w x h in mm)	395 x 86 x 335	425 x 86 x 335	435 x 86 x 335
WEIGHT (with battery)	6.800 kg	7.350 kg	7.280 kg

APPLICATIONS	CROSS-SECTIONS (-26)	CROSS-SECTIONS (-38)	CROSS-SECTIONS (-44)
Copper lugs and sleeves – NFC 20-130	6 > 300 mm ²	6 > 400 mm ²	6 > 400 mm ²
Bare or pre-insulated copper/alu. sleeves – EDF	E54 > E235	E54 > E280	E54 > E280
Copper/aluminum lugs and sleeves – DIN 48083	KZ6 > KZ28	KZ6 > KZ38	KZ6 > KZ38
C-shaped connectors	C10 > C70	C10 > C70	C10 > C70
Pre-rounding	50 > 300 mm ²	50 > 300 mm ²	50 > 300 mm ²
Copper lugs and sleeves – NFC 20-130	10 > 240 mm ²	10 > 240 mm ²	10 > 240 mm ²

Die sets
6 > 400 mm²



130 KN DIE SETS
See **PAGE 133**.

> Common interchangeable die sets for
C130-xx, **XC130-xx**, **BPE130** & **BPP130x** tools.



COMPATIBLE DIE SETS
62 kN, 80 kN ranges



DIMENSIONS (mm) 594 x 494 x 149

WEIGHT 3.660 kg

> Case and charger supplied with the tool.

> Accessories **NEOELEC™**
See **PAGE 94**.



NEOELEC™
BPP130D



BATTERY-OPERATED HYDRAULIC
CRIMPING PRESS

> Force, stroke and capacities identical to tools **XPM130D**, **C130-3**, **BPP1303**, **XC130-3** and to battery-operated tool **BPE130**.

HEXAGONAL CRIMPING

6 > 400 mm²

(depends on the type of tool)



WIDE CRIMPING CAPACITY
From 6 to 400 mm².

CRIMPING OF OVERHEAD LINES
Tool particularly well-suited for this application.

FITTED WITH A MECHANICAL STOP
Piston stops at the end of the stroke.

Do not use on live cables.

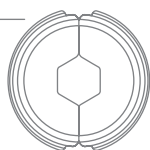
VERY LIGHT HEAD
Excellent weight-to-capacity ratio.
1 kg lighter than the BPP1303 for the same capacities

STROKE	23 mm
FORCE	130 kN
DIMENSIONS (L x w x h in mm)	395 x 86 x 345
WEIGHT (with battery)	6.300 kg

APPLICATIONS

	Copper lugs and sleeves – NFC 20-130	6 > 400 mm ²
	Bare or pre-insulated copper/alu. sleeves – EDF	E54 > E280
	Copper/aluminum lugs and sleeves – DIN 48083	KZ6 > KZ38
	C-shaped connectors	C10 > C70
	Pre-rounding	50 > 300 mm ²
	Copper lugs and sleeves – NFC 20-130	10 > 240 mm ²

Die sets
6 > 400 mm²



DIE SETS
See **PAGE 133**.

> Common interchangeable die sets for **XPM130D**, **C130-xx**, **XC130-xx**, **BPE130** & **BPP130x** tools.



DIMENSIONS (mm) 594 x 494 x 149

WEIGHT 3.660 kg





> Case and charger supplied with the tool.
> Accessories **NEOELEC™**
See **PAGE 94**.



NEOELEC™ BPP130U

BATTERY-OPERATED HYDRAULIC DEEP INDENTING PRESS

> Force, stroke and capacities identical to tools **H130** & **XH130**.

-  **HEAD PER HN 68-S-90** (> EDF specification)
For underground lines (bimetallic lugs & sleeves).
-  **MAX. DIAMETER 34 mm**
In the head for large cross-sections.
-  **MECHANICAL STOP (NEW)**
Piston stops at the end of the stroke.
-  **ROTATIVE HEAD**
270°.

 Do not use on live cables.



SETUP 1 FOR INDENTING APPLICATION



> See [PAGE 142](#).

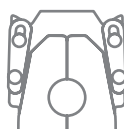


SETUP 2 FOR CRIMPING APPLICATION

Crimping die sets for the 62, 80 & 130 kN product line, which can be used in this tool with the **A12D2** adaptor.



> See [PAGE 133](#).



Opening die sets
with built-in base



Indenter



Indenter holder PP130
P/N **30842**



Adaptor A12D2
P/N **85880**



130 kN die sets

• Interchangeable, opening punches and dies that are common to tools **H130**, **XH130** & **BPP130U**.



> Case and charger supplied with the tool.

> Accessories **NEOELEC™**
See [PAGE 94](#).

STROKE	26 mm
MAX. DIAMETER	34 mm
FORCE	130 kN
DIMENSIONS (L x w x h in mm)	415 x 75 x 310
WEIGHT (with battery)	6.400 kg



DEEP INDENTING
16 > 240 mm²

HEXAGONAL CRIMPING
10 > 400 mm²



OPTIMIZED HEAD
for an optimum weight



NEOELEC™

BPP1351



BATTERY-OPERATED HYDRAULIC CRIMPING PRESS

HEXAGONAL CRIMPING
#8AWG > 1500MCM
10 mm² > 630 mm²



HEAD OPTIMIZED BY GENERATIVE DESIGN

Optimum weight and ergonomoy with respect to the tool's capacities.



TYPE OF DIE SETS

Accepts "P" and "U" type die sets with adapter for C130 die set.



MECHANICAL STOP

Piston stops at the end of the stroke.



ROTATIVE HEAD

360°.



Do not use on live cables.

STROKE	52 mm
MAX. DIAMETER	34 mm
FORCE	135 kN
DIMENSIONS (L x w x h in mm)	500 x 75 x 310
WEIGHT (with battery)	8.600 kg



DIMENSIONS (mm)	594 x 494 x 149
WEIGHT	3.660 kg

> Case and charger supplied with the tool.
> Accessories **NEOELEC™**
See **PAGE 94**.



EFFICIENT HEAD LOCKING
Modified spindle wheel,
captive spindle



FITTED WITH A HOOK
to hang the head on a
support while preparing for
crimping.

NEOELEC™ BPP220H



BATTERY-OPERATED HYDRAULIC CRIMPING PRESS

> Force and capacities identical to tool XH220.



HEAD DESIGNED FOR OVERHEAD LINES (> DB-SNCF specification)
For crimping, de-crimping catenary conductors



STRONG HEAD
Ideal for use on work sites.



MECHANICAL STOP
Piston stops at the end of the stroke.



Do not use on live cables.

STOKE	25 mm
FORCE	220 kN
DIMENSIONS (L x w x h in mm)	510x90x380
WEIGHT (with battery)	9.150 kg
CRIMPING	6>475 mm² AL

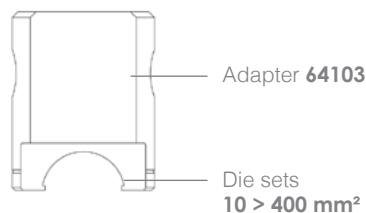
CRIMPING CAPACITY

APPLICATION	Stainless steel / Bronze end fitting or sleeve	Cu / Al / AlAc / Bz junction or termination	Bypass Copper / Bronze
CRIMPING TYPE			
CAPACITY	DE77S – DE100	SH16 - SH44	SV29 – SV52

CRIMPING / DE-CRIMPING DIE SET:

- Die sets common to heads XH220 and XH250R (See [PAGE 146](#)).
- Crimping die sets for the 130-kN range (See [page 150](#)), which can be used in this head with an adapter that is available as an option (with care).

► All our tools are supplied without die sets



Adapter **64103**

Die sets
10 > 400 mm²



DIMENSIONS (mm)	594 x 494 x 149
WEIGHT	3.660 kg

- > Case and charger supplied with the tool.
- > Accessories **NEOELEC™**
See [PAGE 94](#).



Die sets
50 > 630 mm²



NEOELEC™
BPP240H



BATTERY-OPERATED HYDRAULIC
CRIMPING PRESS

> Force and capacities identical to tool XH250.

- HEAD DESIGNED FOR CRIMPING DIN48083-3**
(> catenary crimping DB specification)
- STRONG HEAD**
Ideal for use on work sites.
- MECHANICAL STOP**
Piston stops at the end of the stroke.
- PORTABLE & LIGHT**
Chain to retain the spindle.
- ROBUST, VERY LARGE CAPACITY**
MV and HV applications.
- CLOSED BY LOCKING PIN**
System for locking the upper die. Captive spindle.
- SELF-CENTERING**
The lower die is centered in the head.

Do not use on live cables.

CRIMPING
catenary claw
(depends on the type of tool)



STROKE	25 mm
FORCE	240 kN
DIMENSIONS (L x w x h in mm)	457x98x380
WEIGHT (with battery)	9.000 kg

DIE SETS – See **PAGE 133**.

CRIMPING CAPACITY

APPLICATIONS	CROSS-SECTION
Tubular copper lugs – NFC 20-130	50 > 630 mm ²
Copper or aluminum lugs & sleeves. – DIN 48083-3	KZ8 > KZ44



DIMENSIONS (mm)	594 x 494 x 149
WEIGHT	3.660 kg

> Case and charger supplied with the tool.
> Accessories **NEOELEC™**
See **PAGE 94**.



PERSONAL NOTES

Handwriting practice area consisting of two columns of horizontal dotted lines.





PRESSURE ADJUSTMENT			
SET	SIZE	SET	SIZE
2 2	06L,S	10 10	28L,20S
3 3	08L,S	11 12	25S
5 5	10L,S	12 13	35L
5 5	12L,S	14 15	30S
6 6	15L,14S	18 18	38S
6 6	16S	18 18	42L
7 7	18L	CARBON STEEL W3	
8 8	22L	STAINLESS STEEL W3	

10

+

SET

-

FORCE CONTROL

HYDRAULIC PRESS WITH ADJUSTABLE PRESSURE

> force can be adjusted over multiple ranges.



CONTROL SCREEN

for precise adjustment to requirements.



RANGE OF 100 BAR TO 700 BAR

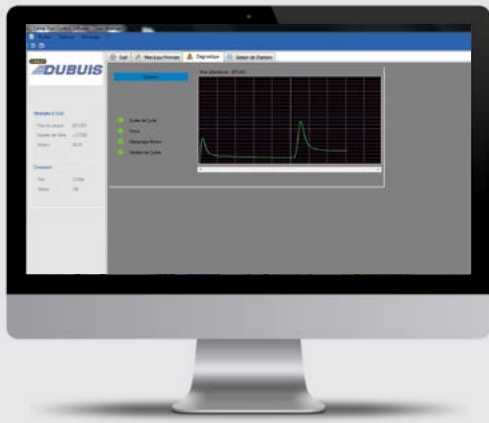
In the head for large cross-sections.



PROGRAMMABLE

1 to 18 pressure ranges

**OUR DESIGN OFFICE IS AT YOUR DISPOSAL
FOR ALL SPECIFIC STUDIES**



CONTROL SOFTWARE

The tool is correctly connected when the LED ring lights up blue.



CONNECT

the tool to the computer via a USB/mini USB cable.



VIEW THE TOOL'S DATA

- Number of cycles performed.
- Number of cycles before maintenance.



FIRMWARE UPDATE

Changes to software settings.



DIAGNOSTICS

To check tool operation.



JOB MANAGEMENT

To manage/edit, for a given job, the number of cycles completed and recorded as compliant or non-compliant.



REPORT / RESULT

Get a complete operating certificate on tool conformity.



> Download via the website or contact the sales department.





> New reinforced batteries.



18V ^{2.0 Ah} Li-Ion



18V ^{5.0 Ah} Li-Ion



HIGH PERFORMANCE RECHARGEABLE DEWALT 18 V LI-ION BATTERY.

Longer battery life for maximum productivity:

- Short charging time: – 30 min for a 2.0 Ah battery
- 75 min for a 5.0 Ah battery

Batteries compatible with the whole NEOELEC™ Dubuis range.



LED BATTERY CHARGE LEVEL INDICATOR
ON THE BACK OF THE BATTERY



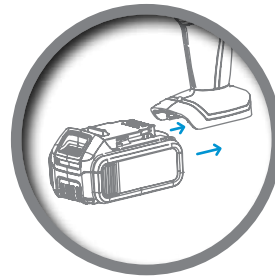
EXCELLENT SERVICE LIFE
No memory effect or self-discharge.



OPTIMIZED WEIGHT



NYLON COATING
Nylon reinforced with "GFN" glass
Withstands fuels, greases and certain petrochemicals
Impact-resistant, non-slip, does not mark.



DEWALT LI-ION BATTERY CHARGER

Variable and self-adapting charge level to match the battery voltage.
Recharges DEWALT 12 V, 18 V and 54 V XR Li-Ion batteries.
2-stage charging to provide maximum performance and battery durability.
Diagnostic system with LED charge status indicator:
battery charged, battery on charge, voltage drops and fault detected (battery too cold or too hot).

Available in 110 V or 220 V version with mains plug, or 12 V with cigar-lighter plug.





18 V ACCESSORIES

NEOELEC™



RECHARGEABLE 18 V LI-ION BATTERY 2.0 Ah

P/N	DCB 183G-XJ
DIMENSIONS (L x w x h in mm)	115 x 75 x 45
WEIGHT	0.400 kg



RECHARGEABLE 18 V LI-ION BATTERY 5.0 Ah

P/N	DCB184G-XJ
DIMENSIONS (L x w x h in mm)	115 x 75 x 65
WEIGHT	0.620 kg



12 V – 18 V LI-ION CIGAR-LIGHTER CHARGER

P/N	DCB1109-XJ
DIMENSIONS (L x w x h in mm)	180 x 120 x 80
WEIGHT	0.660 kg



220 V – 18 V LI-ION CHARGER

P/N	DCB1104-QW
DIMENSIONS (L x w x h in mm)	180 x 120 x 80
WEIGHT	0.540 kg

> Available in 110 V or with UK or US plug.



BPL & BCL – CASE FOR ON-LINE TOOL

P/N	77501 supplied empty
DIMENSIONS (L x w x h in mm)	471 x 415 x 116
WEIGHT	2.050 kg



BPP & BCP – CASE FOR PISTOL TOOL

P/N	77531 supplied empty
DIMENSIONS (L x w x h in mm)	594 x 494 x 149
WEIGHT	3.660 kg



FLEXVOLT™ ACCESSORIES

> Innovative new 18 V/54 V batteries retro-compatible with all Dubuis 18 V tools prolonged battery life, increased power

FLEXVOLT BATTERY

An innovative system detects the tool to which the battery XR FLEXVOLT is connected and switches automatically to 18 or 54 V.



RECHARGEABLE 54 V/18 V LI-ION BATTERY 3 Ah/9 Ah

P/N	DCB547-XJ
DIMENSIONS (L x w x h in mm)	138 x 87 x 97
WEIGHT	1.46 kg



RECHARGEABLE 54 V/18 V LI-ION BATTERY 5 Ah/15 Ah

P/N	DCB549-XJ
DIMENSIONS (L x w x h in mm)	175 x 80 x 97
WEIGHT	2.12 kg



RECHARGEABLE 18 V LI-ION BATTERY 4 Ah/12 Ah

P/N	DCB548-XJ
DIMENSIONS (L x w x h in mm)	138 x 87 x 97
WEIGHT	1.46 kg

DEWALT LI-ION DOUBLE BATTERY CHARGER

The DeWalt DCB132 charger is a fast double charger made by DeWalt. This high-performance and robust charger will meet all the expectations of professionals in terms of charging speed without, however, taking up too much room in a bag or transport case.

Its double port with a charging current of 4 A on each port allows you to charge two batteries quickly at the same time.

The DCB132 has an integrated diagnostics system with LED to indicate the charging level. Two-status indication:

- Battery charged
- Battery charging



220 V – 18 V LI-ION CHARGER

P/N	DCB132-QW
DIMENSIONS (L x w x h in mm)	340 x 144 x 88
WEIGHT	1.2 kg

FAST CHARGER

The fastest DeWalt charger, with a 12 A output for use with XR 18 V and XR FLEXVOLT 54 V batteries

New charging indicator: indicates when a battery is 80% charged

Charging time for a DCB547 9 Ah battery to 80%: less than 45 minutes



220 V – 18 V LI-ION CHARGER

P/N	DCB117-QW
DIMENSIONS (L x w x h in mm)	223 x 139 x 84
WEIGHT	0.5 kg



PERSONAL NOTES

Handwriting practice area consisting of two columns of horizontal dotted lines.





700-BAR **HYDRAULIC POWER PACKS** TO BE CONNECTED WITH A **HIGH-PRESSURE HOSE** TO A **HYDRAULIC HEAD.**

CE UK
CA

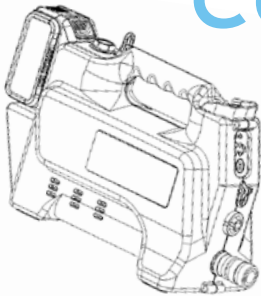


HYDRAULIC POWER PACKS

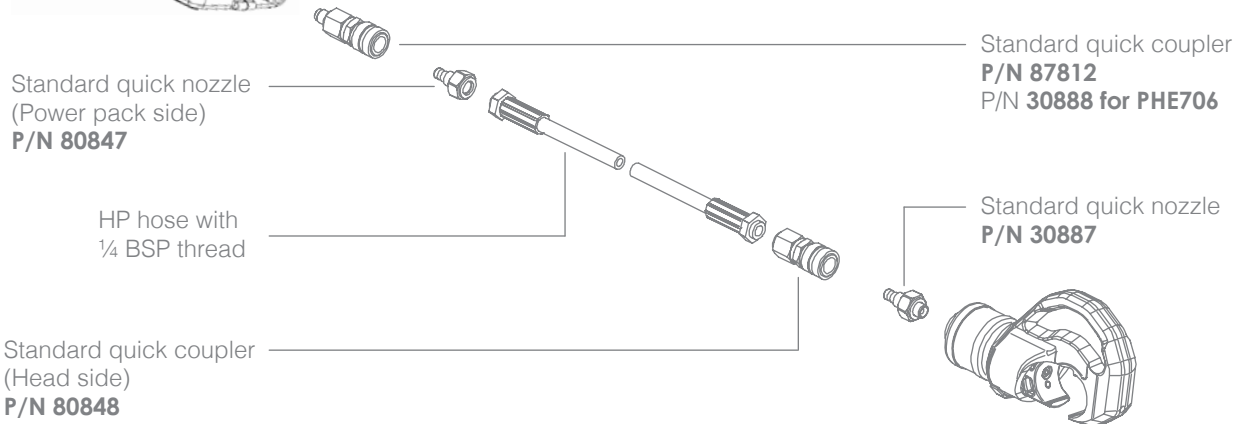
POWER PACK/HYDRAULIC HEAD CONNECTION		page 100	
MANUAL		PHP700	page 101
TO MAINS		PHE706	page 102
TO BATTERIES		BGH701	page 104
		BGH702	page 105
ACCESSORIES FOR HYDRAULIC POWER PACKS		page 106	
		COUPLER & HOSES	page 107



CONNECTION HYDRAULIC POWER PACK / HEAD



> **Caution:** A tightening torque of 50 Nm must be observed when fitting couplers on a high-pressure hose.



700 bar hoses

FACTORY-TESTED HIGH-PRESSURE HOSES

Valid for 3 years following date of commissioning.

DIFFERENT LENGTHS

Depending on applications.

WITH OR WITHOUT INSULATED REINFORCEMENT

> See **PAGE 107**.



HYDRAULIC COUPLERS

OUTLET THREAD ¼ BSP

on all our hydraulic power packs and heads.

DIFFERENT TYPES OF COUPLERS

Ball-fitting: quick connection capability with safety locking option

Screw-on: secure connection. Per EDF – LV

Others: please contact us

ADAPTERS

For heads, couplers and hoses with ¾ NPT

> See **PAGE 107**.



PHP700

HYDRAULIC FOOT PUMP

>P/N 87911



COMPACT & LIGHT PUMP

Well-balanced weight/size ratio.



TWO-SPEED HYDRAULIC SYSTEM

For fast cylinder advance at low pressure.



FLEXIBLE TANK

To work in any position.

AS AN OPTION: Manual version



FULL-LENGTH, WIDE CHASSIS

For greater stability during use.



PEDAL LOCKING HOOK

Made of steel wire with plastic protection for a secure hold.



ROBUST RELEASE LEVER

To be operated by foot.



ACCESSORIES FOR POWER PACKS, COUPLERS & HOSES

> See **PAGE 107**.

PRESSURE	700 bar
OIL TANK	0.700 L
DIMENSIONS (L x w x h in mm)	620 x 175 x 165
WEIGHT	7.300 kg
FORCE ON PEDAL	38 daN



DIMENSIONS (mm)	473 x 759 x 486
WEIGHT	8.500 kg
P/N	91716 as an option
CAPACITY	Pump + 1 hose assembly + 1 hydraulic head + various accessories



SNCF APPROVAL № IPM 02080

PHE706

220 V ELECTRIC HYDRAULIC POWER PACK

>P/N 82913



DESIGNED FOR INTENSIVE USE

– Ideal for use in the workshop.



POWERFUL & SILENT MOTOR

Offers an excellent weight-to-capacity ratio.



CONSTANT, HIGH FLOW-RATE

e.g. 6 x 185 mm² lugs crimped per minute with an **XC130** hydraulic head.



LARGE OIL VOLUME

- Oil cooling capacity for intensive use.
- Easily accessible tank filling and draining.
- Oil level display.



EMERGENCY CONTROL

Manual pressure release in case of electrical malfunction.

> All Dubuis 700-bar hydraulic heads can be used with this power pack.

PRESSURE	700 Bar
POWER SUPPLY	220 V - 50 Hz (110-V 50-Hz model available, or fitted with UK or US plug)
NOISE LEVEL	< 80 dB (A)
OIL TANK	2 L
DIMENSIONS (mm)	380 x 200 x 420
WEIGHT	17 kg (including oil)

550-W single-phase 220 V – 50 Hz asynchronous motor Starting capacitor (for starting under load).
Motor stops automatically at 700 Bar
160-mA fuse
Thermal protection against overheating
Mechanical overpressure protection
Flow rate 0.8 L/min
Protection level: IP 55 according to NF EN 60529



160 mA fuse

Two additional 160 mA fuses in a bag.

> Supplied with the tool.



TWO-FUNCTION REMOTE CONTROL

Advance/Hold – Return
cable length: 3 m

> Supplied with the tool.



ACCESSORIES FOR POWER PACKS, COUPLERS & HOSES

> See PAGE 107.



DIMENSIONS (mm)	473 x 759 x 486
WEIGHT	8.500 kg
P/N	91716 as an option
CAPACITY	Equipped power pack + 1 hose assembly + 1 hydraulic head + various accessories



ON/OFF BUTTON
WITH AUTOMATIC SWITCHING TO STANDBY
LED INDICATORS

- BATTERY CHARGE LEVEL
- CYCLE COMPLIANCE
- MAINTENANCE



EASILY ACCESSIBLE TANK
FILLING AND DRAINING



CONTROL SYSTEM

- CUT/CRIMP SWITCH
- INTEGRATED REMOTE CONTROL (+ WIRE REMOTE CONTROL)
- USB CONNECTION



CEJN TYPE COUPLER
WITH LOCK



EMERGENCY MANUAL
PRESSURE RELEASE



FASTENNG RING FOR
SHOULDER STRAP



Improved cutting or crimping speed with a high-performance motor.



Quick motor stop function after cutting or crimping for greater safety.

Tool switches to standby after 10 min.



Two-speed hydraulic pump for fast advance.



SNCF APPROVAL № AGT 22526

NEOELEC™

BGH701

BATTERY-OPERATED
HYDRAULIC POWER PACK 18 V 5.0 Ah LI-ION

700 bar

> All 700-bar hydraulic heads can be used with this power pack.



ULTRA-LIGHT & ERGONOMIC

Balanced center of gravity for optimum handling.



ROBUST PLASTIC HOUSING

Three support points for excellent stability.



ELECTRONIC & MECHANICAL PROTECTION

To protect against excess pressure and overheating.



ACCESSORIES FOR POWER PACKS, COUPLERS & HOSES

> See PAGE 107.

WEIGHT (with battery + coupler)	5.880 kg
DIMENSIONS (L x w x h in mm)	330 x 160 x 250
OIL TANK	0.8 L
FLOW RATE	1 L/min during fast forward feed 0.15 L/min under high pressure
IP42 level protection as per NF	

18 V LI-ION BATTERY 5.0 Ah

WEIGHT	0.620 kg
P/N	DCB184G-XJ



220 V CHARGER

WEIGHT	0.540 kg
P/N	DCB1104-QW



TWO-FUNCTION REMOTE CONTROL

Advance/Hold – Return
 cable length: 3 m
 > Supplied with the tool.

> **850-bar POWER PACK AVAILABLE**
 (BGH850 on request, can be used with 850-bar-compatible heads).

> **SNCF-VERSION POWER PACK**
 (BGH701C0000FER on request, programmed in crimping mode).



DIMENSIONS (mm)	550 x 336 x 308
WEIGHT	4.800 kg
P/N	91813 as an option
CAPACITY	Equipped power pack + 1 hose assembly + 1 hydraulic head + various accessories



CE

NEW
2024
IP54

SNCF APPROVAL № AGT 22526

NEOELEC™

BGH702

WATERTIGHT HYDRAULIC POWER PACK
BATTERY OPERATED 18 V 5.0 Ah LI-ION700
bar

- > All Dubuis 700-bar hydraulic heads can be used with this power pack.
- > 850-bar version available, on request, can be used with 850-bar-compatible heads).

**ERGONOMIC**

Can be worn on your back or hung from an aerial platform basket.
ON/OFF button accessible without having to open the bag.

**ROBUST AND EASY TO CLEAN**

Can be cleaned by spraying.

**ELECTRONIC & MECHANICAL PROTECTION**

To protect against excess pressure and overheating.

**ACCESSORIES FOR POWER PACKS, COUPLERS & HOSES**

> See PAGE 107.

WEIGHT (with battery + coupler)	7.100 kg
--	----------

DIMENSIONS (L x w x h in mm)	500 x 160 x 300
-------------------------------------	-----------------

OIL TANK	0.8 L
-----------------	-------

FLOW RATE	1 L/min during fast forward feed
------------------	----------------------------------

	0.15 L/min under high pressure
--	--------------------------------

IP54 protection level as per NF
--

ACCESSORIES sold alone, the tool requires a remote control
Please contact us for heads, hoses, etc.

18 V LI-ION BATTERY 5.0 Ah

WEIGHT	0.620 kg
---------------	----------

P/N	DCB184G-XJ
------------	------------

**220 V CHARGER**

WEIGHT	0.540 kg
---------------	----------

P/N	DCB1104-QW
------------	------------

**WATERTIGHT CASE**

DIMENSIONS	554x408x371
-------------------	-------------

P/N	78480
------------	-------

**HOSE AND REMOTE-CONTROL EXTENSION KIT**

LENGTH	3 m
---------------	-----

P/N	96808
------------	-------



ACCESSORIES

FOR HYDRAULIC POWER PACKS

REMOTE CONTROL

Two-function remote control (*Advance/Return*) with pressure hold.

Fitted with a 3 m cable.

P/N 82801



FOOT CONTROL PEDAL

Double control pedal, *Advance/Hold – Return*.

Fitted with a 3 m cable.

To be used instead of the remote control (82801).

P/N 82814

HYDRAULIC OIL

Total Equivis XV32 type insulating oil.

0.5-L bottle: **P/N 82809**

5-L bottle: **P/N OMST032**



PRESSURE GAUGE

0 – 1000 bar pressure gauge to check the pressure at time of release.

Calibration certificate.

P/N 82812-BAR



FITTINGS & HOSES

700 bar hoses – 90° ELBOW COUPLERS



FITTED WITH 90°-ELBOW BALL COUPLERS

> To be connected to the power pack to obtain a female rotary coupling with safety lock.

- 3 meters – P/N 82810 (NON INSULATED)
- 10 meters – P/N 82811 (INSULATED)

700 bar hoses – STRAIGHT CONNECTION



FITTED WITH BALL COUPLERS

> To be mounted on 700 bar power pack.

- 1.6 meters – P/N 77840 (NON INSULATED)
- 2 meters – P/N 82861 (INSULATED)
- 3 meters – P/N 77841 (NON INSULATED)
- 4 meters – P/N 82860 (INSULATED)
- 6 meters – P/N 77842 (NON INSULATED)
- 12 meters – P/N 77843 (NON INSULATED)

> For other lengths, please contact us.

QUICK BALL COUPLINGS ¼ BSP

> ¾ NPT threaded coupling: please contact us



QUICK BALL COUPLER (EDF – LIVE WORK/MV) WITH ¼ BSP THREAD

> To be mounted on hydraulic head.

P/N 30887



QUICK BALL COUPLER (EDF – LIVE WORK/MV) WITH ¼ BSP THREAD

> To be mounted on 700 bar power pack. locking

P/N 30888

SCREW-ON COUPLERS



SCREW-ON COUPLER (EDF – LV) ½ VALVE A, WITH ¾ NPT THREAD

> To be mounted on hydraulic head.

P/N HSER001



SCREW-ON COUPLER (EDF – LV) ½ VALVE B, WITH ¾ NPT THREAD

> To be mounted on HP hose, hydraulic head side.

P/N HSER002

ADAPTERS



> For female ¼ BSP outlet to be converted to female ¾ NPT outlet.

P/N HREM68211-40



> For female ¾ NPT outlet to be converted to male ¾ NPT outlet.

P/N HCEJ792181623



HYDRAULIC HEADS FOR CONNECTION TO A 700 BAR HYDRAULIC POWER PACK WITH A **HIGH-PRESSURE HOSE.**

Crimping heads, guillotine- & shears-type cable-cutters.





HYDRAULIC HEADS

CABLE CUTTER 		XCH018C	page 110		XCH045G	page 116
		XCH020C	page 111		XCH055G	page 117
		XCH025G	page 112		XCH065C	page 118
		XCH030C	page 113		XCH085G	page 119
		XCH035C	page 114		XCI95C	page 120
		XCH040G	page 115			
CRIMPING PRESSES 		XD51	page 121		XH250R	page 127
		XD62	page 122		XU250	page 128
		XC130-26/38/44	page 123		XH450	page 129
		XH130	page 124			
		XH220	page 125			
		XH250	page 126			



NEOELEC™

XCH018C



700 bar

HYDRAULIC HEAD FOR SHEARS-TYPE ROD-CUTTER



ROBUST / EASY TO CLEAN

Suitable for working in the field.




INTERCHANGEABLE HEADS

Easily replaceable. P/N 93742.



CUTS WITHOUT SPARKS / ELECTRONIC PROTECTION

Ideal for working in at-risk areas (NON-ATEX TOOL)



HIGH CUTTING CAPACITY

- M18 threaded rod.
- Ø16 or 2xØ14 reinforcing steel in 1 stroke.
- Quick cutting.
- Cutting capacity: 160 kg/mm²: 10 mm.



USER COMFORT

- Reduced back and shoulder MSD, etc.
- No need to bend down. Upright working position.
- Work without physical effort.
- Safety distance between the cut and the operator.



ERGONOMIC

-Swiveling handle.



Do not use on live cables.

FORCE	80 kN
CUTTING TIME (depends on cross-section to be cut)	7 to 15 s
DIMENSIONS (L x w x h in mm)	790 x 70 x 205
WEIGHT	8.000 kg


> other dimensions possible



COUPLERS & HOSES

> See PAGE 107.

* couplers as an option



HEAD CAN BE FITTED ON A POLE (OPTION)
to close the head safely



XCH020C

HYDRAULIC HEAD FOR SHEARS-TYPE CABLE-CUTTER

700
bar

> Force, stroke and capacities identical to battery-operated tools
BCL020C

CABLE TYPES

Copper, aluminum

TUBE TYPE

Ø18 galvanized steel tube

MAX. DIAMETER

Ø 20 mm

(depending on cables)



SHEARS TYPE

To cut cables and tubes in confined areas
(> direct access, without closing the head).
Guided head for precise aiming on a high or faraway cable).



REINFORCED BLADES

Ensures a clean cut.



IDENTICAL & INTERCHANGEABLE BLADES

Easy to replace and use.
P/N 91447.



ROTATIVE HEAD

180°.



Do not use on live cables.

BATTERY LIFE – DEPENDS ON THE MATERIAL

DIMENSIONS (L x w x h in mm) 340 x 113 x 60

WEIGHT (with battery) 3.600 kg



COUPLERS & HOSES

> See **PAGE 107**.

* couplers as an option



LOCK
To open and close the head quickly.



XCH025G

HYDRAULIC HEAD GUILLOTINE-TYPE CABLE-CUTTER

700 bar

>P/N 36910

> Force, stroke and capacities identical to tools **MCL025-26**, **XGM025** and to battery-operated tools **BCE025G & BCL025G**.

-  **NEW REINFORCED BLADES**
Lengthens the blades' service life (> special steel cutter).
-  **IDENTICAL BLADE & COUNTER-BLADE**
Facilitates cutting.
-  **INTERCHANGEABLE BLADES**
Easy to replace and use.
P/N 91298 square profile blade.
P/N 78502 standard blade.

 Do not use on live cables.

CABLE TYPES

copper, aluminum and steel

MAX. DIAMETER

Ø 25 mm
(depending on cables)



FORCE	55 kN
DIMENSIONS (L x w x h in mm)	215 x 52 x 90
WEIGHT	2.400 kg

 **COUPLERS & HOSES**
> See [page 107](#).

	CABLE TYPES	MAX. HARDNESS	MAX. CUTTING Ø *
MULTI-STRAND CABLES	7 x 19 strands – steel	100 > 120 daN/mm ²	Ø 15 > 16 mm
	7 x 37 strands – steel	130 > 145 daN/mm ²	Ø 12 > 13 mm
ELECTRIC CABLES	Bare – copper / aluminum		300 mm ²
	Rigid multi-strand – copper / aluminum		Ø 20 > 22 mm
	Semi-rigid multi-strand – copper / aluminum		
ROUND BARS	Copper	< 20 daN/mm ²	Ø 20 > 22 mm
	Hard copper	20 > 28 daN/mm ²	Ø 15 > 18 mm
	Aluminum	< 20 daN/mm ²	Ø 20 > 25 mm
	Mild steel	42 > 45 daN/mm ²	Ø 12 > 14 mm
	Medium hard steel	50 > 70 daN/mm ²	Ø 10 mm
INSULATED CABLES	Depends on insulation thickness		150 > 240 mm ²
	Stainless steel	< 150 daN/mm ²	Ø 8 > 10 mm

* Other dimensions and cables to be validated by testing.



DIMENSIONS (mm)	440 x 440 x 162
WEIGHT	2 kg
P/N	91356 as an option
CAPACITY	one to three heads depending on their dimensions

* couplers as an option



POLE SUPPORT
adjustable P/N 95832



XCH030C

HYDRAULIC HEAD
SHEARS-TYPE CABLE-CUTTER

700
bar

CABLE TYPES
copper

MAX. DIAMETER
Ø 20 mm



REINFORCED BLADES | SPECIAL COATING
Lengthens the blades' service life (> steel cutter).



IDENTICAL BLADES



INTERCHANGEABLE BLADES
Easy to replace. P/N 93576



Do not use on live cables.

FORCE (between the blades)	40 kN
DIMENSIONS (L x w x h in mm)	340 x 105 x 130
WEIGHT	3.300 kg



COUPLERS & HOSES
> See **PAGE 107**.

CABLE TYPES	TYPE	max. CUTTING Ø (mm) *
Copper	240 mm ² feeder	Ø 20
	181.6 mm ² carrier cable	Ø 17.5
	150 mm ² contact wire	Ø 14.5

* Other dimensions and cables to be validated by testing.



DIMENSIONS (mm)	440 x 440 x 162
WEIGHT	2 kg
P/N	91356 as an option
CAPACITY	one to three heads depending on their dimensions

* couplers as an option



TAPERED BLADES
Ideal for cutting fine multi-strand cables.



GUIDING SHOE
Avoids gap between blades.



XCH035C

HYDRAULIC HEAD
SHEARS-TYPE CABLE-CUTTER





700 bar

> Force, stroke and capacities identical to battery-operated tools BCE035C & BCL035C.

CABLE TYPES
copper and aluminum

MAX. DIAMETER
Ø 35 mm



-  **SHEARS TYPE**
To cut cables in confined areas (> direct access, without opening the head).
-  **REINFORCED & TAPERED BLADES**
Facilitates clean cutting of copper and aluminum cables.
-  **IDENTICAL & INTERCHANGEABLE BLADES**
Easy to replace and use.
P/N78431.
-  **Do not use on live cables.**

FORCE (on the piston)	45 kN
DIMENSIONS (L x w x h in mm)	305 x 70 x 105
WEIGHT	3.400 kg

 **COUPLERS & HOSES**
> See **PAGE 107**.

MAX. CUTTING CAPACITIES*	
SEMI-RIGID MULTISTRAND CU CABLE	240 mm ²
FLEXIBLE MULTISTRAND CU CABLE (very fine strands)	Ø 35 mm– 300 mm ²
MULTISTRAND ALUMINUM CABLE	Ø 35 mm
TELEPHONE CABLE	Ø 35 mm

Does not cut bars or steel-reinforced cables.

* Other dimensions and cables to be validated by testing.

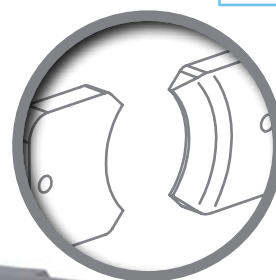


DIMENSIONS (mm)	440 x 440 x 162
WEIGHT	2 kg
P/N	91356 as an option
CAPACITY	one to three heads depending on their dimensions

* couplers as an option



LOCK-PIN
To close the head safely.



XCH040G

HYDRAULIC HEAD GUILLOTINE-TYPE CABLE-CUTTER

700
bar

> Force, stroke and capacities identical to manual tool **MCL040G** and to battery-operated tool **BCP040G**.

 **REINFORCED BLADES | SPECIAL COATING**
Lengthens the blades' service life (> steel cutter).

 **IDENTICAL BLADE & COUNTER-BLADE**
Facilitates cutting.

 **INTERCHANGEABLE BLADES**
Easy to replace. P/N 36052.

 Do not use on live cables.

CABLE TYPES

copper, aluminum and steel

MAX. DIAMETER

Ø 40 mm
(depending on cables)



FORCE	88 kN
DIMENSIONS (L x w x h in mm)	285 x 85 x 105
WEIGHT	4.300 kg

 **COUPLERS & HOSES**
> See **PAGE 107**.

	CABLE TYPES	MAX. HARDNESS	MAX. CUTTING Ø (mm) *	
CABLES	Copper	< 40 daN/mm ²	Ø 32 (630 mm ²)	
	Aluminum	< 20 daN/mm ²	Ø 40	
	Almelec	< 34 daN/mm ²	Ø 40	
	Steel	< 180 daN/mm ²	7 x Ø 3.0 (= Ø 9.0) 19 x Ø 2.1 (= Ø 10.5) 19 x Ø 2.3 (= Ø 11.5)	
	Multi-strand steel	< 180 daN/mm ²	Ø 18 (number of strands: 200)	
	ACSR (aluminum conductor steel reinforced)	< 180 daN/mm ²	26 x Ø 2.50 + 7 x Ø 1.95 (= Ø 15.85) 26 x Ø 3.06 + 7 x Ø 2.38 (= Ø 19.38) 26 x Ø 3.60 + 7 x Ø 2.80 (= Ø 22.80) 54 x Ø 3.50 + 19 x Ø 2.10 (= Ø 31.50)	
	BARS	Steel	< 60 daN/mm ²	Ø 18
			< 42 daN/mm ²	Ø 20
		Copper	< 30 daN/mm ²	Ø 30
			< 25 daN/mm ²	Ø 32
	Aluminum	< 16 daN/mm ²	Ø 40	

* Other dimensions and cables to be validated by testing.

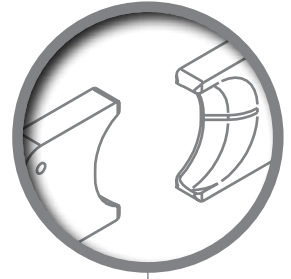


DIMENSIONS (mm)	440 x 440 x 162
WEIGHT	2 kg
P/N	91356 as an option
CAPACITY	one to three heads depending on their dimensions

* couplers as an option



LOCK-PIN
To close the head safely.



XCH045G

HYDRAULIC HEAD
GUILLOTINE-TYPE CABLE-CUTTER

700 bar

> Force, stroke and capacities identical to manual tool **MCL045G** and battery-operated tool **BCP045G**.

- REINFORCED BLADES | SPECIAL COATING**
Lengthens the blades' service life (> special steel cutter).
- IDENTICAL BLADE & COUNTER-BLADE**
Facilitates cutting.
- INTERCHANGEABLE BLADES**
Easy to replace. P/N 78507.

Do not use on live cables.

CABLE TYPES
steel, stainless steel, ACSR, and copper

MAX. DIAMETER
Ø 45 mm
(depending on cables)

FORCE	130 kN
DIMENSIONS (L x w x h in mm)	320 x 65 x 110
WEIGHT	4.900 kg

COUPLERS & HOSES
> See **PAGE 107**.

MAX. CUTTING CAPACITIES

* Other dimensions and cables to be validated by testing.

	CABLE TYPES	MAX. HARDNESS	MAX. CUTTING Ø (mm) *		
CABLES	Copper	< 40 daN/mm ²	Ø 45		
	Aluminum	< 20 daN/mm ²	Ø 45		
	Almelec	< 34 daN/mm ²	Ø 45		
	Steel	< 180 daN/mm ²	7 x Ø 3.0 (= Ø 9.0) 19 x Ø 2.1 (= Ø 10.5) 19 x Ø 2.3 (= Ø 11.5)		
	Multi-strand steel	< 180 daN/mm ²	Ø 18 (number of strands: 200)		
	ACSR	< 180 daN/mm ²	26 x Ø 2.50 + 7 x Ø 1.95 (= Ø 15.85)		
	(aluminum Conductor Steel Reinforced)		26 x Ø 3.06 + 7 x Ø 2.38 (= Ø 19.38) 26 x Ø 3.60 + 7 x Ø 2.80 (= Ø 22.80) 54 x Ø 3.50 + 19 x Ø 2.10 (= Ø 31.50) 54 x Ø 4.36 + 19 x Ø 2.62 (= Ø 39.20)		
	BARs	Stainless steel	< 60 daN/mm ²	Ø 20	
			> Please contact us.	< 42 daN/mm ²	Ø 22
		Steel	< 30 daN/mm ²	Ø 33	
Copper		< 25 daN/mm ²	Ø 35		
Aluminum		< 16 daN/mm ²	Ø 45		




DIMENSIONS (mm)	440 x 440 x 162
WEIGHT	2 kg
P/N	91356 as an option
CAPACITY	one to three heads depending on their dimensions

* couplers as an option



LOCK
To open and close
the head quickly.



WIDE OPENING
Makes it easier to pass
cables through.

XCH055G

HYDRAULIC HEAD GUILLOTINE-TYPE CABLE-CUTTER

700
bar

> Force, stroke and capacities identical to manual tool **MCL055G**
and battery-operated tool **BCP055G**.

CABLE TYPES
copper and aluminum

MAX. DIAMETER
Ø 55 mm



NEW COUNTER-BLADE
Reduces cable deformation when cutting.



TAPERED BLADE & COUNTER-BLADE PROFILE
Facilitates cutting (> copper and aluminum cables).
Blade P/N 38000
Counter blade P/N 38001



LIGHT & POWERFUL TOOL
> See cutting capacities.



Do not use on live cables.

FORCE	43 kN
DIMENSIONS (L x w x h in mm)	300 x 55 x 110
WEIGHT	2.900 kg



COUPLERS & HOSES
> See **PAGE 107**.

CUTTING CAPACITIES

* Other dimensions and cables to be validated by testing.

	CABLE TYPES	MAX. HARDNESS	CROSS-SECTIONS	MAX. CUTTING Ø *
CABLES	Multi-strand copper		4 x 185 mm ² or 630 mm ² max.	
	Aluminum underground		3 x 240 + 1 x 95 mm ²	Ø 51 mm
	Telephone			Ø 55 mm
BARS	Round annealed copper	< 20 daN/mm ²		Ø 16-18 mm
	Round annealed aluminum (A5)	< 16 daN/mm ²		Ø 20-25 mm



DIMENSIONS (mm)	440 x 440 x 162
WEIGHT	2 kg
P/N	91356 as an option
CAPACITY	one to three heads depending on their dimensions

* couplers as an option



HANDLE
Easy to handle.



TAPERED BLADES
Ideal for cutting fine multi-strand cables.

XCH065C

HYDRAULIC HEAD
SHEARS-TYPE CABLE-CUTTER

700 bar

> Force, stroke and capacities identical to manual tool **MCL065C** and battery-operated tool **BCP065i**.



ERGONOMIC HANDLE
For transport and a secure grip on the tool.

CABLE TYPES
copper and aluminum

MAX. DIAMETER
Ø 65 mm



DIMENSIONS (L x l x h in mm)	380 x 95 x 150
WEIGHT	4.400 kg

COUPLERS & HOSES
> See **PAGE 107**.

SHEARS TYPE
To cut cables in confined areas
(> direct access, without opening the head).

REINFORCED & TAPERED BLADES
Facilitates clean cutting of copper and aluminum cables.

IDENTICAL & INTERCHANGEABLE BLADES
Easy to replace and use. P/N 78441.

Do not use on live cables.

MAX. CUTTING CAPACITIES*

COPPER CABLE	Ø 65 mm
ALUMINUM CABLE	Ø 65 mm

Can cut aluminum or copper cables reinforced with steel strapping.

* Other dimensions and cables to be validated by testing.



DIMENSIONS (mm)	440 x 440 x 162
WEIGHT	2 kg
P/N	91356 as an option
CAPACITY	one to three heads depending on their dimensions

* couplers as an option

**LOCK-PIN**

To close the head safely.

WIDE OPENING
Makes it easier to pass cables through.

XCH085G

HYDRAULIC HEAD GUILLOTINE-TYPE CABLE-CUTTER

700
bar

> Force, stroke and capacities identical to manual tool **MCL085G**
and battery-operated tool **BCP085G**.

**NEW COUNTER-BLADE**

Reduces deformation of cable diameter when cutting.

**TAPERED BLADE & COUNTER-BLADE PROFILE**Facilitates cutting (> copper and aluminum cables).
P/N 37016 (blade); P/N 37010 (counter-blade).**ERGONOMIC HANDLE**

For transport and a secure grip on the tool.



Do not use on live cables.

CABLE TYPES
copper and aluminum**MAX. DIAMETER**
Ø 85 mm

FORCE	70 kN
DIMENSIONS (L x w x h in mm)	395 x 80 x 170
WEIGHT	5.900 kg

**COUPLERS & HOSES**
> See **PAGE 107**.**CUTTING CAPACITIES**


CABLE TYPES	MAX. CABLE Ø*
UNDERGROUND INSULATED ALUMINUM CABLES	3 x 240 mm ² + 1 x 95 mm ² 1 x 630 mm ² > 800 mm ²
COPPER CABLES	630 mm ²
TELEPHONE CABLES	Ø 85 mm

* Other dimensions and cables to be validated by testing.



DIMENSIONS (mm)	440 x 440 x 162
WEIGHT	2 kg
P/N	91356 as an option
CAPACITY	one to three heads depending on their dimensions

* couplers as an option



GUIDING SHOE
Avoids gap between blades.



CABLE TYPES
copper and aluminum

MAX. DIAMETER
Ø 95 mm

XCI95C

HYDRAULIC HEAD FOR SHEARS-TYPE CABLE-CUTTER

700 bar

> P/N 37910-02

DIMENSIONS (L x w x h in mm)	395 x 80 x 170
WEIGHT (without protection kit)	9.760 kg



ERGONOMIC HANDLE
For transport and a secure grip on the tool.

PROTECTION KIT
> *Optional.*

COUPLERS & HOSES
> See **PAGE 107**.

SHEARS TYPE
To cut cables in confined areas
(> *direct access, without opening the head.*)

REINFORCED & TAPERED BLADES
For cutting copper or aluminum cables with mild-steel sheet.
P/N. 37103-01

AS AN OPTION:
Version with possibility of earthing
> **Please contact us.**

Do not use on live cables.

MAX. CUTTING CAPACITIES*	
ALL COPPER OR ALUMINUM MULTI-STRAND CABLES UP TO Ø 95 mm	1200 mm ²
ALUMINUM OR COPPER CABLES REINFORCED WITH MILD-STEEL SHEET	1000 mm ²

* *Other dimensions and cables to be validated by testing.*



DIMENSIONS (mm)	440 x 440 x 162
WEIGHT	2 kg
P/N	91356 <i>as an option</i>
CAPACITY	one to three heads depending on their dimensions

* *couplers as an option*





LOCK
To open and close the head quickly.


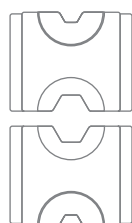
XD51

HYDRAULIC HEAD FOR CRIMPING

700 bar

> P/N 31918-02.
> Force, stroke and capacities identical to the manual tool **MPL51-052** and battery-operated tools **BPE055 & BPL055**.

-  **BALL HEAD DOWEL**
Can accommodate 38 mm (DUBUIS) or 30 mm (other manufacturers) wide die sets.
-  **INTERCHANGEABLE DIE SETS**
Simple or reversible.




 **DIE SETS** – See [PAGE 133](#).

> Common interchangeable die sets for **MPL051-052, BPE055 & BPL055** tools.

 Do not use on live cables.



HEXAGONAL CRIMPING 4 > 240 mm²



STROKE	13 mm
FORCE	55 kN
DIMENSIONS (L x w x h in mm)	180 x 53 x 74
WEIGHT	1.750 kg

APPLICATIONS	CROSS-SECTIONS
 Copper lugs and sleeves – NFC 20-130	4 > 240 mm
 Copper or aluminum lugs and sleeves – DIN 48083	KZ6 > KZ32
 C-shaped connectors	C6 > C35
 Pre-rounding	6 > 240 mm ²
 Bare or pre-insulated copper or aluminum sleeves	E54 > E215

 **COUPLERS & HOSES**
> See [PAGE 107](#).

DIMENSIONS (mm)	440 x 440 x 162
WEIGHT	2 kg
P/N	91356 as an option
CAPACITY	one to three heads depending on their dimensions

* couplers as an option




LOCK
To open and close the head quickly.

XD62

HYDRAULIC HEAD FOR CRIMPING

700 bar

HEXAGONAL CRIMPING
6 > 300 mm²



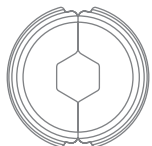
- > P/N 84903.
- > Force, stroke and capacities identical to tools **MPL062, XPM062**, and to battery-operated tools **BPE062, BPL062 & BPP062**.

VERY LIGHT HEAD
Excellent weight-to-capacity ratio.

COMPATIBLE DIE SETS
On the **80 kN & 130 kN** ranges.

Do not use on live cables.

STROKE	13 mm
FORCE	62 kN
DIMENSIONS (L x w x h in mm)	195 x 53 x 100
WEIGHT	2.200 kg



DIE SETS – See **PAGE 133**.

>Common interchangeable die sets for **MPL062, XPM062, BPE062, BPL062 & BPP062** tools.

APPLICATIONS	CROSS-SECTIONS
Copper lugs and sleeves – NFC 20-130	6 > 300 mm
Copper/aluminum lugs and sleeves – DIN 48083	KZ6 > KZ34
C-shaped connectors	C10 > C50
Pre-rounding	25 > 240 mm ²
Bare or pre-insulated copper or aluminum sleeves	E54 > E260

COUPLERS & HOSES
> See **PAGE 107**.




DIMENSIONS (mm)	440 x 440 x 162
WEIGHT	2 kg
P/N	91356 as an option
CAPACITY	one to three heads depending on their dimensions

* couplers as an option



> Available with strokes of **26, 38 & 44.**
(Stroke 44 – Please contact us.)



XC130-26 SNCF SYMBOL N° 7.393.7550

XPH130 ⁻¹
₋₃

HYDRAULIC HEADS FOR CRIMPING

700
bar

HEXAGONAL CRIMPING
6 > 400 mm²
(depends on the type of tool)

> Force, stroke and capacities identical to tools **MPL130-XX**,
XPM130D and battery-operated tools **BPE130 & BPP130X**.



WIDE CRIMPING CAPACITY
From 6 to 400 mm².



CRIMPING OF OVERHEAD LINES
Tool particularly well-suited for this application.



FITTED WITH A MECHANICAL STOP
Piston stops at the end of the stroke.



Do not use on live cables.

STROKE / MAX. DIAMETER	26 mm (-1)	38 mm (-3)
FORCE	130 kN	130 kN
DIMENSIONS (L x w x h in mm)	215 x 70 x 125	240 x 70 x 112
WEIGHT	3.760 kg	4.300 kg

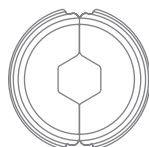
APPLICATIONS	CROSS-SECTIONS (-26)	CROSS-SECTIONS (-38)
Copper lugs and sleeves – NFC 20-130	6 > 300 mm ²	6 > 400 mm ²
Bare or pre-insulated copper or aluminum sleeves – EDF	E54 > E235	E54 > E280
copper or aluminum lugs and sleeves – DIN 48083	KZ6 > KZ28	KZ6 > KZ38
C-shaped connectors	C10 > C70	C10 > C70
Pre-rounding	50 > 300 mm ²	50 > 300 mm ²
Copper lugs and sleeves – NFC 20-130	10 > 240 mm ²	10 > 240 mm ²



130 KN DIE SETS – See **PAGE 133**.



COMPATIBLE DIE SETS
62 kN, 80 kN ranges



> Common interchangeable die sets for
MPL130-XX, XC130-XX, BPE130 & BPP130X tools.



DIMENSIONS (mm)	440 x 440 x 162
WEIGHT	2 kg
P/N	91356 as an option
CAPACITY	one to three heads depending on their dimensions

* couplers as an option



XPH130U

HYDRAULIC HEAD FOR DEEP INDENTING

700 bar

DEEP INDENTING
16 > 240 mm²

HEXAGONAL CRIMPING
6 > 400 mm²

- > Force, stroke and capacities identical to manual tool **MPL130U** and to battery-operated tool **BPP130U**.
- > Common interchangeable opening indentors and die sets for **MPL130U**, **XH130** & **BPP130U** tools.

- ✓ **HEAD PER HN 68-S-90** (> EDF specification)
For underground lines (bimetallic lugs & sleeves).
- ↔ **MAX. DIAMETER 34 mm**
In the head for large cross-sections.
- ⚙️ **MECHANICAL STOP (NEW)**
Piston stops at the end of the stroke.

⚠️ Do not use on live cables.

STROKE	26 mm
MAX. DIAMETER	34 mm
FORCE	130 kN
DIMENSIONS (L x w x h in mm)	205 x 80 x 80
WEIGHT	3.350 kg



SETUP 1
FOR INDENTING APPLICATION

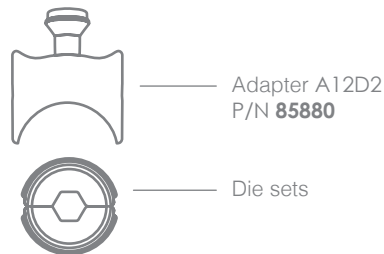
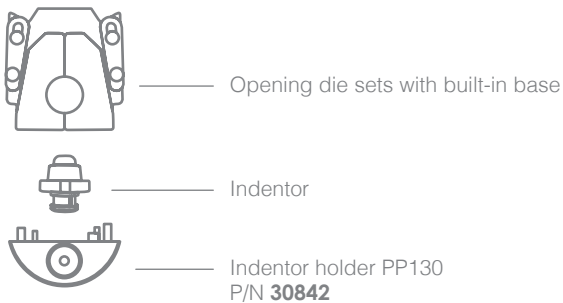
🔄 **DIE SETS**
> See **PAGE 142**.



SETUP 2
FOR CRIMPING APPLICATION

Crimping die sets for the 130-kN range which can be used in these tools with the **A12D2** adapter.

🔧 **DIE SETS**
> See **PAGE 133**.



DIMENSIONS (mm)	440 x 440 x 162
WEIGHT	2 kg
P/N	91356 as an option
CAPACITY	one to three heads depending on their dimensions

* couplers as an option



SPINDLE
Modified spindle knob for effective head locking.



HEXAGONAL CRIMPING
10 > 475 mm²
DE-CRIMPING
<262 mm²

SNCF SYMBOL № 0.392.8955

XH220

HYDRAULIC HEAD FOR CRIMPING

700 bar

- > P/N. 64902-01 (64901-01 without end fitting)
- > die sets common to **XH250R**
- > die sets common to **XC130, BPP130X, BPE130** with adapter P/N 64103

- ROBUST & LIGHT**
Ideal for on-site work.
- HOOK**
Hook to hang the head on a support while preparing for crimping.
- CLOSED BY LOCKING PIN**
System for locking the upper die. Captive pin.
- SELF-CENTERING**
The lower die is centered in the head.
- REMOTE-CONTROL SUPPORT**
P/N 82834 to fit the control handle for the Dubuis hydraulic power pack directly onto the base of the head.

Do not use on live cables.

STROKE	32 mm
FORCE	220 kN
DIMENSIONS (L x w x h in mm)	290 x 90 x 140
WEIGHT	5.500 kg

APPLICATIONS	CROSS-SECTION
Tubular copper lugs – NFC 20-130	> 630 mm ²
Copper or aluminum lugs & sleeves – DIN 48083	KZ8 > KZ44

DIE SETS – See [PAGE 133](#) and [PAGE 146](#).

CRIMPING CAPACITY

APPLICATION	Stainless steel / Bronze end fitting or sleeve	Cu / Al / AlAc / Bz junction or termination	Bypass Copper / Bronze	Bypass or Main Carrier
TYPE OF CRIMPING				
CAPACITY	DE77S – DE100	SH16 - SH44	SV29 – SV52	DV13 – DV52

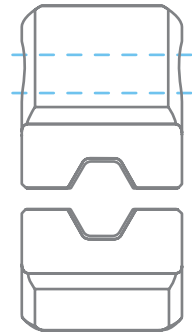


DIMENSIONS (mm)	440 x 440 x 162
WEIGHT	2 kg
P/N	91356 as an option
CAPACITY	one to three heads depending on their dimensions

* couplers as an option



Die sets
50 > 630 mm²



XH250

HYDRAULIC HEAD FOR CRIMPING

700 bar

> P/N 64905.

HEXAGONAL CRIMPING 50 > 630 mm²

- HEAD DESIGNED FOR CRIMPING DIN48083-3**
- PORTABLE & LIGHT**
Chain to retain the spindle.
- ROBUST, VERY LARGE CAPACITY**
MV and HV applications.
- CLOSED BY LOCKING PIN**
System for locking the upper die. Captive pin.
- SELF-CENTERING**
The lower die is centered in the head.
- DIE SETS** – See **PAGE 133**.

Do not use on live cables.

STROKE	30 mm
FORCE	250 kN
DIMENSIONS (L x w x h in mm)	287 x 100 x 130
WEIGHT	6.900 kg

APPLICATIONS	CROSS-SECTION
Tubular copper lugs – NFC 20-130	50 > 630 mm ²
Copper or alu. lugs & sleeves – DIN 48083	KZ8 > KZ44



DIMENSIONS (mm)	440 x 440 x 162
WEIGHT	2 kg
P/N	91356 as an option
CAPACITY	one to three heads depending on their dimensions

* couplers as an option



HIGH-STRENGTH SPINDLE
For effective head locking.



USE IN THE WORKSHOP
Developed for use on workbenches, where weight is not a restriction.



HEXAGONAL CRIMPING
10 > 630 mm²
CRIMPING WORK ON OVERHEAD CONTACT LINES, end fittings with bronze and stainless-steel terminals for droppers

SNCF APPROVAL № IPM 02144

XH250R

HYDRAULIC HEAD FOR CRIMPING

700 bar

- > P/N 64900
- > die sets common to **XH220**.
- > die sets common to **XC130, BPP130X, BPE130** with adaptor **P/N 64103**

- SIDE CONNECTION**
Connects to a hydraulic power pack via a high-pressure hose for intensive use. Can be associated with a double-control pedal connected to the power pack
- ROBUST, VERY LARGE CAPACITY**
Supplied with 2 brackets to fix the head to a workbench. Developed for a minimum of 300,000 cycles.
- CLOSED BY LOCKING PIN**
System for locking the upper die.
- SELF-CENTERING**
The lower die is centered in the head.

Do not use on live cables.

STROKE	28 mm
FORCE	250 kN
DIMENSIONS (L x w x h in mm)	145 x 145 x 320
WEIGHT	24,700 kg

APPLICATIONS	CROSS-SECTION
Tubular copper lugs – NFC 20-130	> 630 mm ²
Copper or aluminum lugs & sleeves. – DIN 48083	KZ8 > KZ44

DIE SETS – See **PAGE 133** and **PAGE 146**.

CRIMPING CAPACITY

APPLICATION	Stainless steel / Bronze end fitting or sleeve	Cu / Al / AlAc / Bz junction or termination	Bypass Copper / Bronze	Bypass or Main Carrier
TYPE OF CRIMPING				
CAPACITY	DE77S – DE100	SH16 - SH44	SV29 – SV52	DV13 – DV52

* couplers as an option



XU250

HYDRAULIC HEAD FOR DEEP INDENTING

700 bar

> P/N 61902-01

- HEAD PER HN.68.S.90** (> EDF specification)
For underground lines (bimetallic lugs & sleeves).
- INDENTOR OR DIE SET LOCKS ON THE PISTON**
Using a retractable wheel.
- INDENTOR OR DIE SET INDEXING**
With screw to prevent rotation.
- MECHANICAL PISTON STOP**
Piston stops at the end of the stroke.

Do not use on live cables.

DEEP INDENTING
16 > 400 mm²

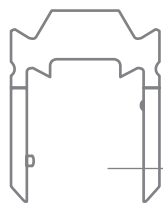
HEXAGONAL CRIMPING
6 > 630 mm²



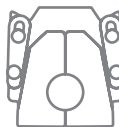
STROKE	30 mm
FORCE	250 kN
DIMENSIONS (L x w x h in mm)	270 x 116 x 98
WEIGHT	6.800 kg

DIE SETS
> See [PAGE 133](#).

CASE
> See [XH130 NEO](#).



Adapter **2S1**
P/N: 30857

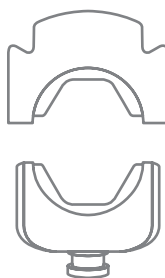


Opening die sets with built-in base
10 > 240 mm²



Punch

SETUP 1
PUNCHING APPLICATION



Die sets
500 mm²
P/N: 77687
630 mm²
P/N: 77686

SETUP 2
CRIMPING APPLICATION



Upper adapter
P/N: 77408C

Die sets
6 > 400 mm²

Lower adapter
P/N: 77407C

SETUP 3
CRIMPING APPLICATION



DIMENSIONS (mm)	440 x 440 x 162
WEIGHT	2 kg
P/N	91356 as an option
CAPACITY	one to three heads depending on their dimensions

* couplers as an option









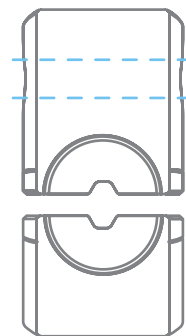
XH450

HYDRAULIC HEAD FOR CRIMPING


700 bar

> P/N 64906

-  **ROBUST, VERY LARGE CAPACITY**
MV and HV applications.
-  **SIDE CONNECTION**
Allows the head to be placed on a workbench.
-  **CLOSED BY LOCKING PIN**
System for locking the upper die.
-  **SELF-CENTERING**
The lower die is centered in the head.
-  **DIE SETS** – See [PAGE 133](#).
-  **Do not use on live cables.**

Die sets
95 > 1000 mm²**HEXAGONAL CRIMPING**
95 > 1000 mm²

STROKE	35 mm
FORCE	450 kN
DIMENSIONS (L x w x h in mm)	285 x 115 x 120
WEIGHT	11.150 kg

APPLICATIONS	CROSS-SECTION
 Tubular copper lugs – NFC 20-130	95 > 1000 mm ²
 Copper or aluminum lugs & sleeves – DIN 48083	KZ14 > KZ60

DIMENSIONS (mm)	440 x 440 x 162
WEIGHT	2 kg
P/N	91356 as an option
CAPACITY	one to three heads depending on their dimensions

* couplers as an option



PERSONAL NOTES

Handwriting practice area with horizontal dotted lines.



> Crimping a lug with hydraulic head **XC130-26** in an electrical distribution board.






CRIMPING DIE SETS



PERFORMANCE STANDARDS (MECHANICAL & ELECTRICAL ASPECTS) NFC, DIN, EDF SPEC.




APPLICATIONS:

- HEXAGONAL CRIMPING
- INDENTING
- DEEP INDENTING
- PRE-ROUNDING



ANTI-CORROSION COATING ELECTROLESS NICKEL



MADE OF STEEL + HEAT TREATMENT (QUENCHING & TEMPERING) IMPROVED HARDNESS & YIELD STRENGTH



IDENTIFICATION BY INTERNAL & EXTERNAL MARKING



SPECIAL APPLICATIONS & QUOTATIONS ON REQUEST FOR SPECIAL CASES





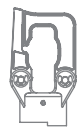
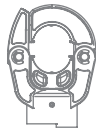








CRIMPING DIE SETS

EARTHING CIRCUIT & INDUSTRIAL NETWORK	page 134
DIE SETS FOR TUBULAR LUGS & SLEEVES – NFC 20-130	
DIE SETS FOR C-SHAPED CONNECTORS	
DIE SETS FOR TINNED FORGED COPPER LUGS	
DIE SETS FOR INDUSTRIAL NETWORK BIMETALLIC COPPER OR ALUMINUM LUGS	
LV INSULATED OVERHEAD LINE	page 136
DIE SETS FOR PRE-INSULATED LUGS & SLEEVES	
DIE SETS FOR SLEEVES	
BARE LV/MV OVERHEAD LINE	page 138
DIE SETS FOR COPPER CONDUCTORS	
DIE SETS FOR ALUMINUM ALLOY CONDUCTORS	
DIE SETS FOR ALUMINUM OR STEEL CONDUCTORS	
COPPER OR ALUMINUM SECTORAL CABLE	page 140
DIE SETS FOR COPPER OR ALUMINUM SECTORAL CABLE	
LV UNDERGROUND LINE	page 142
DIE SETS FOR ALUMINUM & COPPER-ALUMINUM LUGS & SLEEVES	
EARTHING CIRCUIT & INDUSTRIAL NETWORK	page 142
DIE SETS FOR COPPER OR ALUMINUM LUGS & SLEEVES – DIN 48.083	
CRIMPING DIE SETS FOR RAILWAY APPLICATIONS	
D36 DIE SETS	page 144
SIGNALING AND TRACTION RETURN CURRENT	
D62 DIE SETS	page 144
SIGNALING AND TRACTION RETURN CURRENT	
C130 DIE SETS	page 144
OVERHEAD CONTACT LINE APPLICATIONS	
SIGNALING AND TRACTION RETURN CURRENT	
C-SHAPED CONNECTORS	
SUBSTATION CRIMPING	
XH220-250R-BPP220H DIE SETS	page 146
SUBSTATION CRIMPING	
HEXAGONAL CRIMPING	
REINFORCED HEXAGONAL CRIMPING	
OVAL CRIMPING	
CONNECTOR DE-CRIMPING	



		C 130-XX		H130							
		BPE130									
		BPP130X		BPP130U							
		XC130-XX		XH130		XH250		XH450			
		DIE SET P/N	WIDTH (mm)	ADAPTER	DIE SET P/N	WIDTH (mm)	DIE SET P/N	WIDTH (mm)	DIE SET P/N	WIDTH (mm)	
<p>HEXAGONAL CRIMPING</p> <p>CROSS-SECTION (mm²)</p> <p>CODE</p> <p>NFC 20-130 XCT. - XG.</p>	4										
	6		80414	9		80414	9				
	10		30218	9		30218	9				
	16		30219	9		30219	9				
	25		30220	9		30220	9				
	35		30221	12		30221	12				
	50		30222	12		30222	12				
	70		30223	12		30223	12				
	95		30224	12		30224	12				
	120		30235	12		30235	12				
	150		30236	12		30236	12				
	185		30237	12		30237	12				
	240		30228	12		30228	12				
	300		30229	12		30229	12				
	400		30452	9		30452	9				
	500										
	630										
	800										
	1000										
	<p>INDENTING</p> <p>CROSS-SECTION (mm²)</p> <p>CODE</p> <p>NFC 20-130 XCT. - XG.</p>	10-16-25-35-50									
70-95-120			30327			30327					
150-185-240			30331			30331					
			30335			30335					
10			30322	9		30322	9				
16			30323	12		30323	12				
25			30324	12		30324	12				
35			30325	12		30325	12				
50			30326	12		30326	12				
70			30328	16		30328	16				
95			30329	16		30329	16				
120			30330	16		30330	16				
150			30332	22		30332	22				
185			30333	22		30333	22				
240			30334	22		30334	22				
300											
<p>HEXAGONAL CRIMPING</p> <p>CROSS-SECTION (mm²)</p> <p>CODE</p> <p>* Except BPE130</p>		6	C6								
		10	C10	80160	9		80160	9			
		16	C16	80161	2 x 5		80161	2 x 5			
		25	C25	80162	2 x 5		80162	2 x 5			
	35	C35									
	50	C50									
	70	C70	30562-01	18		30562-01	18				
	95	C95	91680	9		91680	9				
	120	C120	30781	5		30781	5				
	150	C150									
	185	C185									



				D31		D36		D51		D62		D80				
				BPE031		BPE036		BPE055		BPE062						
				BPL031		BPL036		BPL055		BPL062						
								XD51		XD62						
																
				DIE SET P/N	WIDTH (mm)	DIE SET P/N	WIDTH (mm)	DIE SET P/N	WIDTH (mm)	DIE SET P/N	WIDTH (mm)	DIE SET P/N	WIDTH (mm)			
HEXAGONAL CRIMPING 	CROSS-SECTION (mm²) HUR - DPD 	CODE		02383	5	02434	5	31039	5	84110	12	84110	12			
				16												
				25												
				35												
				50												
				70												
				95					02415	3.5	31043	5	84114	5	84114	5
				120												
				150												
				185									84116	5	84116	5
240																
DPD 29/25		E100	02393	5	02622	5	31047	5	84168	5	84168	5				
INDUSTRIAL NETWORK CU/AL BIMETALLIC LUGS NFC 63-061 ICAU - ACX. 				02234	9	02377	9	31217	9	84170	9	84170	9			
				35	E140											
				50												
				70	E173			02376	9			84171	9	84171	9	
				95												
				120												
				150	E235							84219	5	84219	5	
				185												
240																
300	E260								84175	5	84175	5				
PRE-INSULATED LUGS & SLEEVES MJPB. MJPT. MJT. EBPAU. EDBPAU CCFBD CPTA. DP/CN. XN8S. EJAS EDAS CN. 				02234	9	02377	9	31217	9	84170	9	84170	9			
				6												
				10												
				16	d16 E140			02377	9			84170	9	84170	9	
				25	d20 E173			02376	9			84171	9	84171	9	
				35												
				50	E173			02376	9			84171	9	84171	9	
				54.6												
				70												
				70 N												
				95												
				120	E215			02371	9	31093	9	84173	9	84173	9	
				150												
				185	E280											
				240												
SLEEVES MJPAS MJPASE - JAS 				E260												
				50												
				70												
				95												
SLEEVES MJTAS MJTASE EJASE 				E215		02371	9	31093	9	84173	9	84173	9			
				50												
				70												
				95												
150																
240/95N	E280										84229	5				



				C130-XX		H130																					
				BPE130																							
				BPP130X		BPP130U																					
				XC130-XX		XH130																					
				DIE SET P/N	WIDTH (mm)	ADAPTER	DIE SET P/N	WIDTH (mm)																			
EARTHING CIRCUIT & INDUSTRIAL NETWORK TINNED FORGED COPPER LUGS	 HEXAGONAL CRIMPING	CROSS-SECTION (mm²)	CODE			 A12D2: 85880																					
				HUR - DPD 	16			30222	12	30222 12 30236 12 30228 12 80390 18																	
					25																						
					35																						
					50																						
					70			30236	12																		
					95																						
					120																						
					150																						
					185			30228	12																		
240																											
DPD 29/25	E100	80390	18																								
INDUSTRIAL NETWORK C/U/L BIMETALLIC LUGS	NFC 63-061 ICAU - ACX. 	35 50 70 95 120 150 185 240 300	E140 E173 E235 E260	30578 80387 30579 80388 30636 30358 80386	9 18 9 18 9 18 9	A12D2: 85880	30578 9 80387 18 30579 9 80388 18 30636 9 30358 18 80386 9																				
								LV INSULATED OVERHEAD LINE PRE-INSULATED LUGS & SLEEVES	MJPB. MJPT. MJT. EBPAU. EDBPAU CCFBD CPTA. DP/CN. XN8S. EJAS EDAS CN. 	6 10 16 25 35 50 54.6 70 70 N 95 120 150 185 240	E140 E140 E173 E173 E215 E280	30578 30578 30579 30579 30580 30360-01	9 9 9 9 9 9	A12D2: 85880	30578 9 30578 9 30579 9 30579 9 30580 9 30360-01 9												
																SLEEVES MJPAS MJPASE - JAS 	50 70 95 150	E260	80386	9	80386 9						
																						SLEEVES MJTAS MJTASE EJASE 	50 70 95 150 240/95N	E215 E280	30580 30360-01	9 9	30580 9 30360-01 9



				D31		D36		D51		D62		D80					
				BPE031		BPE036		BPE055		BPE062							
				BPL031		BPL036		BPL055		BPL062		BPP080					
								XD51		XD62							
				DIE SET P/N		DIE SET P/N		DIE SET P/N		DIE SET P/N		DIE SET P/N					
				WIDTH (mm)		WIDTH (mm)		WIDTH (mm)		WIDTH (mm)		WIDTH (mm)					
COPPER CONDUCTORS	 HEXAGONAL CRIMPING CROSS-SECTION (mm²) CODE 		JU	7.07 (30/10)	E54	02436	5	02625	5	31047	5	84176	5	84176	5		
			9.9 (35/10)	E68	02462	5	02626	5	31045	9	84177	9	84177	9			
			10.8	E72	02486	5	02627	5	31044	5	84178	5	84178	5			
			12.56 (40/10)														
			12.4														
			14.1														
			15.9 (45/10)	E83	02487	5	02628	5	31046	9	84179	9	84179	9			
			19.6 (50/10)														
			17.8														
			22	E100	02393	5	02622	5	31047	5	84168	5	84168	5			
			27.6														
			28.26 (60/10)														
			29.3														
			38.2														
			38.46 (70/10)														
			48.3	E120	02488	5	02629	5	31044	5	84169	5	84169	5			
			59.7	E173			02376	9	31046	9	84171	9	84171	9			
			74.9	E215			02371	9	31093	9	84173	9	84173	9			
			93.3														
			116														
146																	
182	E230																
BARE LV/HVA OVERHEAD LINE	 LIGHT ALLOY CONDUCTORS	JL - CN2AA CN2AU. - CNA - ABT. - CB CBO. - RDB QN2AU. - AT - AB - AR - LR - ALR	22	E100	02393	5			31047	5	84168	5	84168	5			
			34.4	E120	02488	5			31044	5	84169	5	84169	5			
			43.1	E140	02234	9	02377	9	31217	9	84170	9	84170	9			
			54.6	E173			02376	9			84171	9	84171	9			
			75.5														
			93.3														
			117	E210					31048	5	84172	5	84172	5			
			148	E230							84174	5	84174	5			
			181.6	E250													
			228	E280													
			JAR - JALR - JLR	17.8	E120	02488	5			31044	5	84169	5	84169	5		
			ALUMINUM / STEEL CONDUCTORS	 ALUMINUM CRIMPING ALUMINUM CRIMPING		22	E140	02234	9	02377	9	31217	9	84170	9	84170	9
						27.8											
						34.4											
						37.7											
						43.1	E173			02376	9			84171	9	84171	9
						54.6											
						58.9											
69.3	E210								31048	5	84172	5	84172	5			
80																	
88																	
59.7																	
116.2																	
75.5	E230							84174	5	84174	5						
147.1	E250																
181.6																	
228	E280																



				C130-XX		H130										
				BPE130												
				BPP130X		BPP130U										
				XC130-XX		XH130										
				DIE SET P/N	WIDTH (mm)	ADAPTER	DIE SET P/N	WIDTH (mm)								
COPPER CONDUCTORS	 HEXAGONAL CRIMPING	CROSS-SECTION (mm ²)	CODE													
									JU	7.07 (30/10)	E54	80389	18	A12D2: 85880	80389	18
										9.9 (35/10)	E68	30346	18		30346	18
										10.8						
										12.56 (40/10)						
										12.4	E72	30347	10		30347	10
										14.1						
										15.9 (45/10)						
										19.6 (50/10)						
										17.8	E83	30348	18		30348	18
										22						
										27.6						
										28.26 (60/10)	E100	80390	18		80390	18
										29.3						
										38.2						
										38.46 (70/10)						
										48.3	E120	80152	18		80152	18
										59.7	E173	30353	14		30353	14
										74.9						
										93.3						
	116	E215	30580	9	30580	9										
	146															
	182	E230	30357	10	30357	10										
ALUMINUM / STEEL CONDUCTORS	 LIGHT ALLOY CONDUCTORS	CROSS-SECTION (mm ²)	CODE													
									JL - CN2AA	22	E100	80390	18	A12D2: 85880	80390	18
									CN2AU. - CNA A -	34.4	E120	80152	18		80152	18
									ABT. - CB	43.1	E140	30352	14		30352	14
									CBO. - RDB	54.6						
									QN2AU. - AT - AB	75.5	E173	30353	14		30353	14
									- AR - LR - ALR	93.3						
										117	E210	30355	10		30355	10
										148	E230	30357	10		30357	10
										181.6	E250	30250	5		30250	5
									ALUMINUM CRIMPING	228	E280	30360	5		30360	5
									JAR - JALR - JLR	17.8	E120	30351	9		30351	9
										22						
										27.8						
										34.4						
										37.7	E140	30352	14		30352	14
										43.1						
										54.6						
	58.9	E173	30353	14	30353	14										
	69.3															
	80															
	88															
	59.7	E210	30355	10	30355	10										
	116.2															
	75.5	E230	30357	10	30357	10										
	147.1															
STEEL CRIMPING	181.6	E250	80453	5	80453	5										
	228	E280	30360	5	30360	5										



				D31		D36		D51		D62		D80										
				BPE031		BPE036		BPE055		BPE062												
				BPL031		BPL036		BPL055		BPL062												
								XD51		XD62		BPP080										
				DIE SET P/N		DIE SET P/N		DIE SET P/N		DIE SET P/N		DIE SET P/N										
				WIDTH (mm)		WIDTH (mm)		WIDTH (mm)		WIDTH (mm)		WIDTH (mm)										
BARE LV/HVA OVERHEAD LINE ALUMINIUM / STEEL CONDUCTORS	 HEXAGONAL CRIMPING	CROSS-SECTION (mm²) JAR - JALR - JLR 17.8 22 27.8 34.4 43.1 37.7 54.6 69.3 88 58.9 80 59.7 75.5 116.2 147.1	CODE E54 E72 E100 E120	 02436 5 02486 5 02393 5 02488 5	 02625 5 02627 5 02622 5	 31047 5 31044 5 31047 5 31044 5	 84176 5 84178 5 84168 5 84169 5	 84176 5 84178 5 84168 5 84169 5														
									 STEEL CRIMPING	CROSS-SECTION (mm²) 181.6 228	CODE E135 E160	 02637 9 02638 9 02639 9 02640 9 02641 9 02642 9 02643 9 02644 9	 31231 12 31232 12 31226 12 31114 12 31115 12 31098 12 31099 12 31100 12 31101 12 31102 12 31103 12 31233 12	 84134 35 84135 35 84136 35 84137 35 84138 35 84139 35 84140 35 84141 35 84142 35	 84134 35 84135 35 84136 35 84137 35 84138 35 84139 35 84140 35 84141 35 84142 35							
																 PRE-ROUNDING	CROSS-SECTION (mm²) 6 10 16 25 35 50 70 95 120 150 185 240 300 400 500 630	CODE	 02637 9 02638 9 02639 9 02640 9 02641 9 02642 9 02643 9 02644 9	 31231 12 31232 12 31226 12 31114 12 31115 12 31098 12 31099 12 31100 12 31101 12 31102 12 31103 12 31233 12	 84134 35 84135 35 84136 35 84137 35 84138 35 84139 35 84140 35 84141 35 84142 35	 84134 35 84135 35 84136 35 84137 35 84138 35 84139 35 84140 35 84141 35 84142 35



		C130-XX BPE130				H130		
		BPP130X XC130-XX				BPP130U XH130		
		DIE SET P/N				ADAPTER		
		WIDTH (mm)				DIE SET P/N		
						WIDTH (mm)		
BARE LV/HVA OVERHEAD LINE ALUMINIUM / STEEL CONDUCTORS	HEXAGONAL CRIMPING	CROSS-SECTION (mm²)	CODE					
	JAR - JALR - JLR 	17.8	E54	30345	10	A12D2: 85880	30345	10
		22						
		27.8						
		34.4						
		43.1						
		37.7	E72	30347	10			
		54.6						
		69.3						
		88						
		58.9	E100	30349	10			
		80						
		59.7						
		75.5						
		116.2	E135	80452	5			
	147.1							
	181.6							
228	E160							
STEEL CRIMPING								
COPPER OR ALUMINIUM SECTORAL CABLE	PRE-ROUNDING	CROSS-SECTION (mm²)						
		6				A12D2: 85880		
		10						
		16						
		25	84134	35				
		35	84135	35				
		50	84136	35				
			30518	60				
		70	84137	35				
			30519	60				
		95	84138	35				
			30520	60				
		120	84139	35				
			30521	70				
		150	84140	35				
			30522	70				
		185	84141	35				
			30523	75				
		240	84142	35				
			30524	75				
300		80449	60					
400								
500								
630								



				D31		D36		D51		D61		D62/D80															
				BPE031 BPL031		BPE036 BPL036		BPE055 BPL055		BPE061 BPL061 BPP061 XPM061		BPE062 BPL062 BPP062/080 XD62-XPM062															
				DIE SET P/N		DIE SET P/N		DIE SET P/N		DIE SET P/N		DIE SET P/N															
				WIDTH (mm)		WIDTH (mm)		WIDTH (mm)		WIDTH (mm)		WIDTH (mm)															
EARTHING CIRCUIT & INDUSTRIAL NETWORK COPPER OR ALUMINUM LUGS AND SLEEVES – DIN 48083	 HEXAGONAL CRIMPING	CROSS-SECTION (mm ²)		CODE																							
		copper													aluminum												
		DIN 48083													4		KZ 4	02495	5	02402	5	31326	5				
															6		KZ 5	02513	5	02394	5	31234	5				
															10		KZ 6	02521	5	02395	5	31121	5	95290	5	84121	5
															16		KZ 7									84190	5
																	KZ 8	02526	5	02396	5	31124	5	95291	5	84122	5
																	KZ 9									84191	5
															25		KZ 10	02527	5	02397	5	31122	5	95292	5	84123	5
																	KZ 11					77488	5			84200	5
															35	25	KZ 12	02552	5	02398	5	31123	5	95293	5	84124	5
															50	35	KZ 14	02455	5	02399	5	31123	5	95294	5	84125	5
															70	50	KZ 16	02421	5	02400	5	31124	5	95295	5	84126	5
															95	70	KZ 18	02558	5	02401	5	31122	5	95296	5	84127	5
																	KZ 19					31235	5				
															120		KZ 20			02403	4	31121	5	95297	5	84128	5
																	KZ 21					31236	5				
															150	95&120	KZ 22			02512	4	31125	5	95298	5	84129	5
																	KZ 23					31237	5				
															185	150	KZ 25					31113	5	95299	5	84130	5
		240	185	KZ 28					31339	5	95300	5	84131	5													
		300	240	KZ 32					31340	5			84133	5													
			300	KZ 34									95019	5													

				H130 BPP130U XH130			XU250															
				DIE SET P/N FOR LUG		DIE SET P/N FOR SLEEVE		PUNCH PUNCH-HOLDER P/N: 30842		DIE SET P/N		DIE SET P/N										
				DIE SET P/N FOR LUG		DIE SET P/N FOR SLEEVE		DIE SET P/N		DIE SET P/N												
				PUNCH PUNCH-HOLDER P/N: 30842		DIE SET P/N		DIE SET P/N		ADAPTER												
				PUNCH PUNCH-HOLDER P/N: 30842		DIE SET P/N		DIE SET P/N		PUNCH P/N												
LV UNDERGROUND LINE ALUMINUM AND CU – AL LUGS & SLEEVES	 DEEP INDENTING	CROSS-SECTION (mm ²)		CODE																		
		NFC 33-090-1											16		0E	30861	30865	30392	30861	30865		30392
													25									
													35									
													50		1E	30862	30866	30393	30862	30866	251: 30857	30393
													70									
													95									
													120		2E	30863	30867	30394	30863	30867		30394
													150									
													185		4E	30864	30868	30395	30864	30868		30395
		240																				
		300		5E				30858	30859		30860											
		400																				



				C 130-XX BPE130 XPM130 BPP130X XC130-XX		XH250		XH450			
					DIE SET P/N	WIDTH (mm)		DIE SET P/N	WIDTH (mm)		
											DIE SET P/N
HEXAGONAL CRIMPING		CROSS-SECTION (mm ²)		CODE	C		XH250		XH450		
DIN 48083		copper	aluminum								
	10			KZ 6	30610	12		30252	12		
				KZ 7	30611	12					
				KZ 7	30376	5					
	16			KZ 8	30298	14		30259	12		
				KZ 9	30612	14					
				KZ 9	30377	5					
	25			KZ 10	30299	12		30260	12		
	35	25		KZ 12	30300	12		30261	12		
				KZ 13	78156	14		78126	14		
	50	35		KZ 14	30301	12		30262	12	30656	14
				KZ 15	30613	12					
	70	50		KZ 16	30302	12		30263	12	30657	14
				KZ 17				77257	14	30632	14
	95	70		KZ 18	30303	12		30264	12	30633	14
	95	70		KZ 18							
				KZ 19	30614	12					
	120			KZ 20	30304	12		30265	12	30655	14
				KZ 21	30615	12					
	150	95&120		KZ 22	30305	14		30266	14	30637	14
	185	150		KZ 25	30306	14		30267	14	30634	14
				KZ 27	30375	14					
	240	185		KZ 28	30307	14		30269	14	30638	14
				KZ 30	30308	5					
	300	240		KZ 32	30309	5		30269	16	30639	18
		300		KZ 34	30616	5		30270	16	30640	18
	400	400		KZ 38	77453	9		30271	16	30641	18
				KZ 38	78166	18					
				KZ 40							
	500			KZ 42				30272	16	30642	18
	630	500		KZ 44				30273	16	30643	18
			steel sleeve	KZ 46						77180	28
	800	630		KZ 52						30644	25
	1000	800		KZ 58						30645	25
		1000		KZ 60						30646	25

Above KZ 28, crimping can only be done with C heads stroke 38 mm.





CRIMPING DIE SETS FOR RAILWAY APPLICATIONS

CRIMPING DIE SETS D36

HEXAGONAL DIE SETS FOR SIGNALING AND TRACTION CURRENT RETURN

SNCF approved P/Ns

APPLICATION	TYPE	CRIMPING WIDTH (mm)	P/N
SCNV 7.42 mm ² copper cable: for crimping lugs	36DE68	5	02626
35 mm ² 750 NE copper cable: for crimping lugs and extension sleeves	36DE90	9	02413-01
70 mm ² 750 NE copper cable: for crimping lugs and extension sleeves	36DE120	5	02435-01
95 mm ² aluminum cable: for crimping bimetallic lugs and sleeves (aluminum part)	36DE173	9	02376

CRIMPING DIE SETS D62

HEXAGONAL DIE SETS FOR SIGNALING & TRACTION CURRENT RETURN

SNCF approved P/Ns

APPLICATION	TYPE	CRIMPING WIDTH (mm)	P/N
SCNV 7.42 mm ² copper cable: for crimping lugs	6DE68	15	84164
35 mm ² 750 NE copper cable: for crimping lugs and extension sleeves	6DE90	10	84166
70 mm ² 750 NE copper cable: for crimping lugs and extension sleeves	6DE120	9	84163
95 mm ² aluminum cable: for crimping bimetallic lugs and sleeves (aluminum part)	6DE173	14	84165
For crimping "C" 70/70 connectors	6DX255	6	84167

CRIMPING DIE SETS C130

HEXAGONAL DIE SETS FOR OVERHEAD CONTACT LINE APPLICATIONS

EXAMPLE OF USE	TYPE	CRIMPING WIDTH (mm)	DUBUIS P/N	SNCF SYMBOL
Catenary: for crimping cooperit n°3	12DE61	12	30566-01	0.393.1145
Catenary: for crimping 9.3 mm ² stainless steel terminal	12DE77S	8	30564-01	7.393.6629
Catenary: for crimping 12 mm ² bronze terminal	12DE85S	12	30560-01	7.393.6628
Catenary: for crimping 35 mm ² bronze terminal	12DE97	14	30565-01	7.393.6663
Catenary: for crimping cooperit n°5	12DE100	10	30349-01	7.393.6611
Catenary: for crimping stainless steel terminal half-clamp	12DG76	2x8	78528	



HEXAGONAL DIE SETS FOR SIGNALING AND TRACTION CURRENT RETURN









EXAMPLE OF USE	TYPE	WIDTH IMPRINT (mm)	P/N DUBUIS	SYMBOL SNCF
Cable 7.42 mm ² : for crimping KUVS lugs	12DE68	18	30346-01	7.393.6718
35 mm ² 750 NE cable: for crimping lugs and sleeves	HMPG35	12	30221-03	7.393.6547
70 mm ² 750 NE cable: for crimping copper and bimetallic sleeves and lugs (copper part)	HMPG70	12	30223-03	7.393.6546
7.42 mm ² – 35 mm ² cable: for crimping MRS sleeves	12DE139MMRS	25	30211-01	7.393.6567
95 mm ² aluminum cable: for crimping bimetallic lugs and sleeves (aluminum part)	12DE173	14	30353-01	7.393.6712
185 mm ² 750 NE cable: for crimping lugs and sleeves	HMPG185	12	30237-03	7.393.6545
150 mm ² aluminum cable: for crimping bimetallic lugs and sleeves (aluminum part)	12DE215	17	30356	
240 mm ² rigid copper cable: for crimping CMS 240/12 lugs	12DE215/240	12	30228-03	
185 mm ² 750 NE cable: for crimping bimetallic sleeves (copper part)	12DE220	12	30568-01	
240 mm ² flexible copper cable: for crimping CMS 240S/12 lugs	12DE230/240S	12	30229-04	
240 mm ² aluminum cable: for crimping bimetallic lugs and sleeves (aluminum part)	12DE268	17	30569-01	7.393.6711
240 or 262 mm ² copper cable: jumper clamp fitting or terminal clamp	12DE290	14	30362	
25 mm ² flexible cable: for crimping on core of cable lug LK25F/12	ECO-EGU25	10/06	30747-03	0.393.1150
95 mm ² flexible cable: for crimping on core of cable lug LK95F/12	ECO95	12	30717-03	0.393.1152
95 mm ² flexible cable: for crimping on insulation of cable lug LK95F/12	EGU95	14	30718-03	0.393.1151
185 mm ² flexible cable: for crimping on core of cable lug LK185F/12 (1 500 V application)	ECO185	14	30744-03	0.393.1149
185 mm ² flexible cable: for crimping on insulation of cable lug LK185F/12 (1 500 V application)	EGU185	14	30745-03	0.393.1148

DIE SETS FOR CRIMPING C-shaped connectors

TYPE	CABLE CROSS-SECTION (mm ²)	CRIMPING WIDTH (mm)	IMPRINT SHAPE	P/N DUBUIS	SNCF SYMBOL
C 25/25	25 - 25	25		30211-01	-
C 70/25 - 12DE170	70 - 25	12		30561	-
C 70/70 - 12DX255	70 - 70	18		30562	0.393.1146
U13DC185	185 - 98	5		30781	0.393.1147











SUBSTATION CRIMPING

LUGS, CONNECTORS OR SLEEVES		CRIMPING DIE SETS 13 T		
TYPE	SYMBOL N°	TYPE	P/N	SYMBOL
 TINNED COPPER FLAT LUG 95 MM ² MR-TN-95		section 95 mm ²	30224-01	
TINNED COPPER FLAT LUG CDCT 116-12		section 120 mm ²	30235-01	
 COPPER ROUND LUG E150 ² SIMEL 3309B DPD7 70		12DE170	30561	
 TINNED COPPER FLAT LUG 185 MM ² 12-14 AND 16		HMPG185	30237-03	7.393.6545
TINNED COPPER FLAT LUG 185 MM ² CS 185	7.952.0775	HMPG185	30237-03	7.393.6545
 TINNED COPPER FLAT LUG 185 MM ² CSG185+	7.952.0740	HMPG185	30237-03	7.393.6545
 LUG FOR CABLE 240 MM ² ALUMINUM CAU-240		12DE268	30569-01	7.393.6711
 TINNED COPPER FLAT LUG 300 MM ² MR 300		12DE268	30569-01	7.393.6711
 TINNED COPPER FLAT LUG 400 MM ² MR 400		12DE290	30362	
 "C" CONNECTOR TINNED COPPER AMP (SIMEL) C120E RDCT 116-75/116 E150 CWV AMP5309B			91680	

► *Non-exhaustive list. Please contact us for any other connector.*

CRIMPING DIE SETS XH220-250R-BPP220H

SUBSTATION CRIMPING

LUGS, CONNECTORS OR SLEEVES		CRIMPING DIE SETS 22 T		
TYPE	SYMBOL N°	TYPE	P/N	SYMBOL
 TINNED COPPER FLAT LUG 400 MM ² MR 400		SH29	64123 (fixed) 64122 (moveable)	0.392.6521 0392.6503
 COPPER FLAT LUG 400 MM ² INSULATED H32	7.880.4042	SH32	64121 (fixed) 64120 (moveable)	0.392.6522 0.392.6504
 COPPER FLAT LUG 400 MM ² SIMEL 4496A (32) XD7 400 2D16		SH32	64121 (fixed) 64120 (moveable)	0.392.6522 0.392.6504
 ALUMINUM-COPPER FLAT LUG 400 MM ²		SH36	64119 (fixed) 64118 (moveable)	0.392.6523 0.392.6505
 C-SHAPED CONNECTOR AMP TINNED COPPER (SIMEL) C120E RDCT 116-75/116 E150 CWV AMP5309B		SV31	77420 (fixed) 77419 (moveable)	
 C-SHAPED CONNECTOR TINNED COPPER C75E		SV31	77420 (fixed) 77419 (moveable)	
 C-SHAPED CONNECTOR COPPER C120E		SV31	77420 (fixed) 77419 (moveable)	
 C-SHAPED CONNECTOR TINNED COPPER SIMEL C185-C185				

► *Non-exhaustive list. Please contact us for any other connector.*



GUIDE DIE SETS FOR HEXAGONAL CRIMPING

UTILIZATION (cross-sections in mm ²)	DESIGNATION	P/N	SNCF SYMBOL
- Cable Cu 26 mm ² : Half clamp for ribbed wire - Cable Al Steel 93,3/228: Junction sleeve (steel part), termination lug - Cable Bz 65.4: Repair fitting	SH 16	64107	0.392.6531
- Cable Al Steel 288: Junction sleeve (steel part) + termination lug	SH 17.5	64105	0.392.6532
- Cable Al 238 - Al Ac 93,3/228: Junction sleeve (steel part), termination lug - Cable Al 228/238/288/336: Connecting part, Al or bimetallic termination lug - Cable Al 228: Al bypass connection, Al junction, connecting part, bimetallic junction (aluminum part)	SH 28.5	64117	0.392.6525
- Cable Al Steel 288/336: Junction sleeve (steel part), termination lug	SH 32.5	64115	0.392.6527

DIE SETS FOR HEXAGONAL CRIMPING

UTILIZATION (cross-sections in mm ²)	DESIGNATION	P/N	SNCF SYMBOL
- Round wire Cu 104.5/145.8 - Grooved wire Cu 107/120 - Cable Bz 35/65 bare: Junction sleeve + termination lug - Cable Cu 104,5/145,8/147/164: Termination lug, Bypass connection, Bimetallic junction (Cu) - Cable Cu 104.5/147/164 and 185 insulated: Junction Cu, connecting part, termination lug - Cable Cu 104.5/145.8/147/164/185: Half-clamp round wire or ribbed wire - Cable Copper 147/164: ATE fitting - Cable Bz 116.2: Repair fitting	SH 20.4	64126 64127	0.392.6501 0.392.6519
- Cable Bz 35/65/116 bare - Bz 35/65 protected - Al 188: Junction sleeve, termination lug - Cable Bz 65 bare - Bz 35/65 protected: Anchor sleeve - Rod Cu D18: Termination lug, bypass junction or junction bar, Cu - Cable Al Steel 93.3: Repair fitting	SH 25	64124 64125	0.392.6502 0.392.6520
- Cable Cu 262: Junction sleeve, termination lug - Cable Copper 240/262: Bypass connection, junction, termination lug - Cable Cu 240: Junction Cu, connecting part - Cable Cu 240/261.5: Half-clamp round wire - Cable Al Steel 178/228/288: Repair fitting	SH 29	64122 64123	0.392.6503 0.392.6521
- Cable Bz 116 bare and protected: Junction sleeve, termination lug, anchor sleeve - Cable Cu 185 mm ² : Termination lug - Cable Copper 400 mm ² insulated: Termination lug, junction Cu, connecting part	SH 32	64120 64121	0.392.6504 0.392.6522
- Cable Al 375.6: Connecting part, Al or bimetallic termination lug, Al bypass connection, Al or bimetallic junction	SH 34.5	64112 64113	0.392.6510 0.392.6528
- Cable Al 475: Connecting part, Al or bimetallic termination lug, Al bypass connection	SH 40	64110 64111	0.392.6511 0.392.6529
- Rod Al D30: Jumper clamp fitting Al	SH 44	64108 64109	0.392.6512 0.392.6530



REINFORCED DIE SETS FOR HEXAGONAL CRIMPING

USES	DESIGNATION	MOVEABLE + FIXED DIE SETS		
		SNCF SYMBOL	P/N	NUMBER OF CRIMPS
- Dropper spliced end stainless steel 9.3 mm ²	25DE77S	0.392.6545	64151	3
- Dropper spliced end bronze 12 mm ²	25DE85S	0.392.6540	64100	2
- "Coperit" N°5 oblong sleeve	25DE100	0.392.6550	64147	2

DIE SETS FOR OVAL CRIMPING

USES	DESIGNATION	MOVEABLE DIE SET		FIXED DIE SET	
		SNCF SYMBOL	P/N	SNCF SYMBOL	P/N
- Jumper clamp fitting Bz 65/ Co 26	SV 29	0.392.6535	64130	0.392.6541	64131
- C-connector 116-75 or 116-116	SV 31	-	77419	-	77420
- Jumper clamp fitting Bz 65/ Co 104.5 or 145.8	SV 42	0.392.6536	64132	0.392.6542	64133
- Jumper clamp fitting Bz 65/ Co 147 or 164					
- Jumper clamp fitting Bz 116/ Co 147 or 164					

DIE SETS FOR DE-CRIMPING OF CONNECTORS

USES	MOVEABLE DIE SET			FIXED DIE SET (blades)		
	SNCF SYMBOL	P/N		SNCF SYMBOL	P/N	
- Jumper clamp fitting Bz 65/ Co 26	0.392.6554	DV29	64138	0.392.6559	DV13	64139
- Jumper clamp fitting Bz 65/ Co 104.5 or 145.8	0.392.6555	DV42	64140	0.392.6559	DV13	64139
- Jumper clamp fitting Bz 65/ Co 147 or 164						
- PP 116/ Co 104,5 or 147	0.392.6555	DV42	64140	0.392.6560	DV18	64141
- PP 116/ Co 240	0.392.6556	DV52	64142	0.392.6560	DV18	64141
- Co 262/ 104.5 or 147 or 164 or 240 or 262	0.392.6556	DV52	64142	0.392.6561	DV24	64143



PERSONAL NOTES

Area with horizontal dotted lines for taking notes.

SLEEVING, CUTTING, FASTENING, CONNECTING, CRIMPING, PUNCHING, ASBESTOS REMOVAL

VARIOUS APPLICATIONS

Based on our expertise in hydraulic tooling, we have developed effective solutions to suit a wide range of applications.

> Please do not hesitate to contact us for specific requirements.



SPECIAL TOOLS



ASBESTOS REMOVAL		BGC008 BOLT-CUTTER ON BOOM	<i>page 152</i>
BAR / ROD / IRON CUTTER		BCP008C BOLT CUTTER	<i>page 153</i>
		BCP016C -17C -18C BAR/ROD CUTTER ON POLE	<i>page 154</i>
		BCP20R REBAR CUTTER	<i>page 156</i>
NUT CRIMPING		ES51 SETTING TOOL FOR CRIMPING NUTS	<i>page 157</i>
PLATE PUNCHING		PO50 PUNCHING TOOL	<i>page 158</i>
PPE-LIFE LINE		MK31 SLEAVING TOOL	<i>page 160</i>
		BPP130 -1 -3 SLEAVING TOOL	<i>page 161</i>
		DIE SET EPI13411-3	<i>page 164</i>
		PPE DIE SET FOR CONNECTOR ON STAINLESS STEEL CABLE	<i>page 164</i>

SYSTÈME
BREVETÉ



ONLY DULY TRAINED OPERATORS CAN CARRY OUT THE TASKS DESCRIBED IN THIS SHEET. THE APPLICABLE RULES MUST BE STRICTLY OBSERVED.



BGC008

NEW

> BGH702 + XCP008

BOLT CUTTER ON POLE WITH BATTERY-OPERATED HYDRAULIC POWER PACK IN WATERTIGHT BACKPACK TO CUT ASBESTOS FIBRE CEMENT ROOF PANEL FASTENINGS ON/UNDER ROOFS



ROBUST / CLEANABLE

Suitable for intensive work, spray-cleanable.



INTERCHANGEABLE HEADS

Easy to replace (Beta pins). Different blade configurations: curved, straight or flush cutting.



CUTS WITHOUT SPARKS / ELECTRONIC PROTECTION

Ideal for working in at-risk areas (NON-ATEX TOOL).



USE

Perfect for cutting fasteners such as lag-screws, screws, L-shaped hooks, nails.



USER COMFORT

- Reduced back and shoulder MSD, etc.
- For removal from above, no longer any need to bend down. Upright working position.
- For removal from below, no longer any need to stretch upwards.
- Work without physical effort.
- Safety distance between cutter and operator.
- Hook option for hanging on aerial platform.



ERGONOMIC

- 2-Button remote control: cutting or opening
- Elastomer grip for 2nd hand
- Height-adjustable grip, left/right-hand reversible
- ON/OFF button accessible without having to open the bag (standby after 180 min)



PRODUCTIVITY

Significant productivity gains compared with a manual bolt cutter.

FORCE	24 kN
POLE DIMENSIONS (L x w x h in mm)	1250 x 175 x 220
WEIGHT OF THE POLE	4.200 kg
WEIGHT OF BACKPACK (with battery)	7.000 kg
CUTTING CAPACITY	up to Ø10 mm*
CUTTING TIME	3 sec
IP	54
BATTERY LIFE (with battery 5 Ah)	about 500 strokes

* depending on materials

ACCESSORIES

Battery	P/N DCB184G-XJ
220 V charger	P/N DCB1104-QW
12 V charger	P/N DCB119-XJ
Boom case (1470x320x170)	P/N 95221
Watertight box (554x408x371)	P/N 78480
on request	
hose+remote-control kit	P/N 96808
3 m	



Do not use on live cables.



Réf 95225C



Réf 95352



Réf 95857C

www.dubuis.com



Utilisation de la XCP008
StanleyBlack&Decker
powered by deephow



XCP008 comparatif
technique de
démantèlement de toit
amianté
StanleyBlack&Decker
powered by deephow

<https://sbd.deephow.ai/p/82PGeHxmMyeGzLWDnQXc>

<https://sbd.deephow.ai/p/UZ6b1DjtCxPLoMBDrUV5>



> 3 POSSIBLE CONFIGURATIONS

NEOELEC™

BCP008C

NEW

BOLT CUTTER 18 V LI-ON BATTERY-OPERATED



ROBUST

Suitable for intensive work.



INTERCHANGEABLE HEADS

Easy to replace (Beta pins). Different blade configurations: curved, straight or flush cutting.



CUTS WITHOUT SPARKS / ELECTRONIC PROTECTION

Ideal for working in at-risk areas (NON-ATEX TOOL).

USE

Threaded rods up to M8
others Ø8 depending on materials



USER COMFORT

Work without physical effort
Soft grip



Do not use on live cables.

FORCE

24 kN

CUTTING TIME (depends on the cross-section to be cut) 3 s

BATTERY LIFE (depends on the material) 500 strokes

DIMENSIONS (L x w x h in mm)

450x300x90

WEIGHT (with battery)

4.600 kg

ACCESSORIES

5 AH 18 V LI-ION BATTERY

P/N DCB184G-XJ

CHARGER

P/N DCB1104-QW



DIMENSIONS (mm) 594 x 494 x 149

WEIGHT 3.660 kg

> Tool supplied in a case with 1 charger and 1 battery



Réf : 95225



Réf : 93582



Réf : 95857



> New head design, lighter, thinner, more ergonomic.

NEOELEC™
BCP017C



SHEARS ON POLE
18 V LI-ON BATTERY-OPERATED




ROBUST / EASY TO CLEAN
Suitable for working in the field.



INTERCHANGEABLE HEADS
Easily replaceable. P/N 93742.



CUTS WITHOUT SPARKS / ELECTRONIC PROTECTION
Ideal for working in at-risk areas (NON-ATEX TOOL).



HIGH CUTTING CAPACITY
-M18 threaded rod
-Ø16 or 2xØ14 reinforcing steel in 1 stroke
-Quick cutting
-Cutting capacity: 160 kg/mm²: 10 mm



USER COMFORT
-Reduced back and shoulder MSD, etc.
-No need to bend down. Upright working position
-Work without physical effort
-Safety distance between the cut and the operator



ERGONOMIC
-Swiveling handle



Do not use on live cables.



> Also available in other dimensions

BCP018C 1680 x 400 x 90

BCP016C 585 x 160 x 430



FORCE	90 kN
CUTTING TIME (depends on the cross-section to be cut)	7 to 15 s
BATTERY-LIFE (depends on the material)	
DIMENSIONS (L x w x h in mm)	1040 x 400 x 90
WEIGHT (with battery)	11.800 kg

ACCESSORIES

5 AH 18 V LI-ION BATTERY P/N DCB184G-XJ

CHARGER P/N DCB1104-QW



CASE P/N 95878



> Cut concrete reinforcing steels with the battery-operated tool **BCP20R**.

SPECIAL TOOLS





NEOELEC™ BCP20R

NEW

BATTERY-OPERATED HYDRAULIC REBAR CUTTER

> P/N BCP130RC

LIGHTWEIGHT PORTABLE TOOL | 18 V 4.0 Ah LI-ION BATTERY

Perfect for working in the field, at a height...
Limits MSDs (*Musculo-skeletal disorders*).

MECHANICAL SYSTEM TO MAINTAIN THE REBAR IN THE CUTTING AXIS

To avoid damaging the blades.

INTERCHANGEABLE BLADES | SPECIAL COATING

Easy to replace and use.

CLEAN CUT, RISK-FREE FOR THE OPERATOR

No sparks.

FORCE	130 kN
BATTERY	18 V Li-Ion 4.0 Ah
CUTTING SPEED	9 s
BATTERY LIFE Ø 10 mm	200 strokes
	Ø 16 mm
DIMENSIONS (L x w x h in mm)	430 x 90 x 310
WEIGHT	7.000 kg



Cutting standard rebars
4 to 20 mm:

- round or twisted steel bars;
 - chains;
 - bolts and threaded rods.
- > **Please contact us.**

Blade kits
> P/N 91846



> Case and charger supplied with the tool.
> Accessories **NEOELEC™**
See **PAGE 94**.

P/N	ACCESSORIES	DIMENSIONS (L x w x h in mm)	WEIGHT
77531	Reinforced plastic case <i>as an option</i>	594 x 494 x 149	3.660 kg
AC18220	Fast charger 220 V EC plug (*)	180 x 120 x 80	0.540 kg
AC18012	12 V cigar-lighter charger	180 x 120 x 80	0.660 kg
AB18LI400	18 V 4.0 Ah Li-Ion battery	115 x 75 x 65	0.620 kg
91846	Blade kit		

(* possibility of **UK** or **US-110 V plug**)



ES51

HAND-OPERATED HYDRAULIC SETTING TOOL FOR CRIMPING NUTS

> P/N 30944-01

POWERFUL, ROBUST MANUAL TOOL

The hydraulic force of this hand tool means it can be used to set all types of crimping nuts (flat or countersunk heads, aluminum...), M6 to M16.

FUNCTIONAL TOOL

- 1 draw stud + 1 anvil per nut thread (*common locknut*).
- Stroke adjusted by aluminum ring.
- The nut is unscrewed by the wheel on the end of the handle.

AUTOMATIC RELEASE

At set force, with audible click.
Piston return by release trigger.

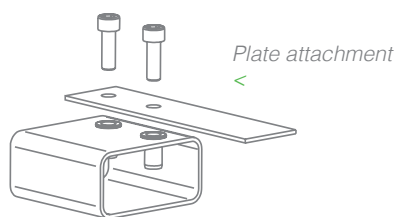


DIMENSIONS (mm)	555 × 375 × 180
WEIGHT	3.900 kg
P/N	P/N 78479 as an option+foam 95174

ADJUSTABLE STROKE	0 to 7 mm
FORCE	50 kN
DIMENSIONS (L × w × h in mm)	380 × 135 × 55
WEIGHT	2.660 kg

MIN. & MAX. PLATE THICKNESS FOR CRIMPING NUTS (mm)

Diameter (Ø)	Flat heads	Countersunk heads
M6	0.5 – 8	1.5 – 9
M8	0.5 – 10.5	1.5 – 9
M10	1 – 11	1 – 9
M12	1 – 10	1 – 10.5
M14	1.5 – 9	3 – 9



TYPE	DRAW STUD P/N	LOCKNUT P/N	ANVIL P/N	KIT WITH 3 PARTS
M6	30174		30175	30809
M8	30154		30150	30810
M10	30153		30149	30811
M12	30152	30146	30148	30812
M14	30151		30147	30813
M16 *	30215		30214	30829

* Only possible with the OTALU (Rivklé) and SIMAF (Serbloc) ranges.

Please check the charts from the suppliers of your crimping nuts to find out the required stroke and to ensure that the nuts are compatible with the plate thickness.



PO50

HAND-OPERATED HYDRAULIC PUNCHING TOOL

> P/N 30904

POWERFUL TOOL

Even though it is a hand tool, it has the hydraulic power to punch steel plates of all grades and large diameters. Ideal for quick fixes on production lines or small production runs.

QUICK & SIMPLE TO USE

To be used with draw-studs of Ø 9.5 or 19 mm, and standard punches/die sets.

REMOVABLE HANDLE

To work in confined spaces.

AUTOMATIC TRIGGERING

ON effort, with audible click.
Piston return by release trigger.

> Reduction bushing, sleeve and flat spanner supplied with the tool.



DIMENSIONS (mm) 555 × 375 × 180

WEIGHT 3.900 kg

P/N P/N 96806 as an option

ADJUSTABLE STROKE	21 mm
FORCE	50 kN
DIMENSIONS (L x W x h in mm)	350 × 130 × 55
WEIGHT	2.700 kg



MAX. THICKNESS OF THE PLATES TO BE PUNCHED (mm)			
Diameters (Ø)	Aluminum	Steel	Stainless steel
Ø 96	3	2 – 2,5	1.5
Ø 75	3 – 3,5	2,5 – 3	2
Ø 60	3,5 – 4	3	2 – 2,5

> List of die sets/punches, **please contact us.**



DRAW-STUD Ø 19 mm ³/₄ P/N 30198

DRAW-STUD Ø 9,5 mm ³/₈ P/N 30199

PPE RANGE

VARIOUS APPLICATIONS

Based on our expertise in hydraulic tooling, we have developed effective solutions to suit a wide range of applications.

> Please do not hesitate to contact us for specific requirements.





- > P/N 34915B
- > Available in **BPL031** and **BPE031** battery-operated version (crimping capacity identical to that of the tool)



MK31

STROKE	8 mm
FORCE	35 kN
DIMENSIONS (L x w x h in mm)	200 x 50 x 175
WEIGHT	1.320 kg



CAUTION: NOT SUITABLE FOR LIFTING ACTIVITIES



POWERFUL & LIGHTWEIGHT TOOL

These tools can be used to crimp sleeves up to **M6**.



COMPATIBLE DIE SETS

With tools **BPE062** and **BPP062**.



AUTOMATIC RELEASE

At set force, with audible click.
Piston return by release trigger.



ROTATIVE HEAD

180°.

– Applications in the maritime (*rigging*), construction (*architecture*), adventure park sectors...

– Sleeving ensures quality, safety and a long service life (*compared with manual splicing and cable-clamps*).

– Tensile strength equal to the breaking load of the cable.
TALURIT approval.

Sleeving of cables in sling loops with aluminum or copper sleeves. *Not recommended for lifting applications.*



APPLICATIONS	CABLE Ø in mm
Non EN13411-3 standard	Ø0.5 to 2
As per standard EN13411-3	Ø2.5 to 6
See tables	

- Die set number = sleeve number (*as per EN13411-3*)
- Burr-cutter



DIMENSIONS (L x w x h in mm)	350 x 260 x 85
WEIGHT	0.740 kg

> Tool supplied in a case



> Available in manual version **MPL130** or on hydraulic power pack **XPH130**, (crimping capacity identical to tool **BPP130**).



NEOELEC™
BPP130 -1
-3

STROKE	26 mm (-1)	38 mm (-3)
FORCE	130 kN	130 kN
DIMENSIONS (L x w x h in mm)	395 x 86 x 335	425 x 86 x 335
WEIGHT (with battery)	6.800 kg	7.350 kg



ROTATIVE HEAD
180°.



WIDE CRIMPING CAPACITY
maritime (*rigging*), construction (*architecture*),
adventure park sectors



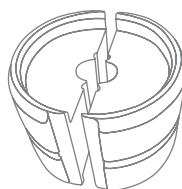
FITTED WITH A MECHANICAL STOP
Piston stops at the end of the stroke.



DEDICATED SOFTWARE FOR ANALYSIS AND PREVENTIVE MAINTENANCE



CAUTION: NOT SUITABLE FOR LIFTING ACTIVITIES



APPLICATIONS	CABLE Ø in mm
Non EN13411-3 standard	Ø0.5 to 2
as per standard EN13411-3	Ø2.5 to 6
LATCHWAYS connectors on stainless steel cables	Ø8

See tables

- Sleeving of cables in sling loops with aluminum or copper sleeves.
Recommended for lifting applications.
- Sleeving ensures quality, safety and a long service life
(compared with manual splicing and cable-clamps).
- Tensile strength equal to the breaking load of the cable.
TALURIT approval.



DIMENSIONS (mm)	594 x 494 x 149
WEIGHT	3.660 kg

> Tool supplied in a case with 1 charger and 1 battery

PPE DIE SETS AS PER STANDARD EN13411-3 FOR SLEEVE sahm zen 13411-3

AS PER STANDARD EN13411-3 FOR SLEEVE sahm zen 13411-3																															
Cable Ø in mm			TOOL Series 31: MK31 - BPE031 - BPL031 Series 62: D62 - BPE062 - BPL062 BPP062 - XD62 Series 130: C130 - BPP130 XC130 Series 450: XH450				Cables with single layer of round strands with textile and cable laid core				Cables with single layer of central steel core and non-rotating round strand cables				Cables with single layer of central steel core, non-rotating round strand cables and cables laid in parallel				Spiral cables (2 sleeves)												
							C ≥ 0.283				C ≤ 0.487				0.487 < C ≤ 0.613				C ≤ 0.613												
Nominal	min.	max.	Series				Sleeve No.	Die set P/N	Die set width	Number of passes	Sleeve No.	Die set P/N	Die set width	Number of passes	Sleeve No.	Die set P/N	Die set width	Number of passes	Sleeve No.	Die set P/N	Die set width	Number of passes									
2.5	2.5	2.7	31	62	130	2.5	02442	8.75	2	3	02444	8.75	2	-	-	-	-	-	-	-	-	-	-								
							02478	12	1		02480	12	2											84185	16	1	30408	18	1		
							84184	12	1		84185	16	1											84186	16	1	30408	18	1		
3	2.8	3.2	31	62	130	3	02444	8.75	2	3.5	02472	8.75	2	-	-	-	-	-	-	-	-	-	-								
							02480	12	2		02482	12	2											84186	16	1	30502	18	1		
							84185	16	1		84186	16	1											84187	12	2	30409	25	1		
3.5	3.3	3.7	31	62	130	3.5	02472	8.75	2	4	02446	8.75	3	-	-	-	-	-	-	-	-	-	-								
							02482	12	2		02484	12	2											84187	12	2	30409	25	1		
							84186	16	1		84187	12	2											30409	25	1					
4	3.8	4.3	31	62	130	4	02446	8.75	3	4.5	02474	8.75	3	-	-	-	-	-	-	-	-	-	-								
							02484	12	2		30410	12	2											30410	25	1					
							84187	12	2		30410	25	1																		
4.5	4.4	4.8	31	62	130	4.5	02474	8.75	3	5	02448	8.75	3	-	-	-	-	-	-	-	-	-	-								
							84188	12	2		84189	12	2											30411	25	1	77625	35	1		
							30410	25	1		30411	25	1											77625	35	1					
5	4.9	5.4	31	62	130	5	02448	8.75	3	6	02450	8.75	4	-	-	-	-	-	-	-	-	-	-								
							84189	12	2		84220	12	3											77449	25	2	30727	40	1		
							30411	25	1		77449	25	2											30727	40	1					
6	5.5	5.9	31	62	130	6	02450	8.75	4	-	-	-	-	-	-	-	-	-	-	-	-	-									
							84220	12	3														77449	25	2	30727	40	1			
							30727	40	1														02450	8.75	4	84220	12	3	77449	25	2
6	6	6.4	31	62	130	6	02450	8.75	4	7	-	-	-	-	-	-	-	-	-	-	-	-									
							84220	12	3														77449	25	2	30727	40	1			
							30727	40	1														80566	25	2						
7	7	7.4	130	450	-	7	80566	25	2	8	91212	14	3	9	30412	35	3	9	30412	35	3	9	93332	14	2						
							-	-	-		30728	40	1		93332	14	2		93332	14	2										
							-	-	-		30728	40	1																		
8	7.5	7.9	130	450	-	8	91212	14	3	9	30412	35	1	9	30412	35	1	10	91211	14	4	10	91211	14	3						
							30728	40	1		93332	14	2		93332	14	2		30661	50	1										
							-	-	-		91212	14	3		93332	14	2		91211	14	4		30661	50	1						
8	8	8.4	130	450	-	8	91212	14	3	9	30412	35	1	10	91211	14	4	10	91211	14	3	10	91211	14	3						
							30728	40	1		93332	14	2		93332	14	2		30661	50	1										
							-	-	-		91212	14	3		93332	14	2		91211	14	4		30661	50	1						
9	8.5	8.9	130	450	-	9	30412	35	1	10	91211	14	4	10	91211	14	4	11	91216	14	4	11	91216	14	4						
							93332	14	2		30661	50	1		93332	14	2		30661	50	1										
							-	-	-		30412	35	1		91211	14	4		91216	14	4										
9	9	9.5	130	450	-	9	30412	35	1	10	91211	14	4	11	91216	14	4	11	91216	14	4	11	91216	14	4						
							93332	14	2		30661	50	1		91216	14	4		91216	14	4										
							-	-	-		30661	50	1		91216	14	4		91216	14	4										
10	9.6	9.9	130	450	-	10	91211	14	4	11	91216	14	4	11	91216	14	4	12	77626	14	4	12	77626	14	4						
							30661	50	1		91216	14	4		91216	14	4		77626	14	4										
							-	-	-		91211	14	4		91216	14	4		30507	50	1										
10	10	10.5	130	450	-	10	91211	14	4	11	91216	14	4	12	77626	14	4	12	77626	14	4	12	77626	14	4						
							30661	50	1		91216	14	4		91216	14	4		30507	50	1										
							-	-	-		91211	14	4		91216	14	4		30507	50	1										
11	10.6	10.9	130	450	-	11	91216	14	4	12	77626	14	4	12	77626	14	4	13	91387	14	5	13	91387	14	5						
							-	-	-		77626	14	4		77626	14	4		91387	14	5										
							-	-	-		91216	14	4		77626	14	4		91387	14	5										
11	11	11.6	130	450	-	11	91216	14	4	12	77626	14	4	12	77626	14	4	13	91387	14	5	13	91387	14	5						
							-	-	-		77626	14	4		77626	14	4		91387	14	5										
							-	-	-		91216	14	4		77626	14	4		91387	14	5										
12	11.7	11.9	130	450	-	12	77626	14	4	13	91387	14	5	13	91387	14	5	14	-	-	14	-	-								
							30507	50	2		91387	14	5		91387	14	5														
							77626	14	4		91387	14	5		91387	14	5														
12	12	12.6	130	450	-	12	77626	14	4	13	91387	14	5	14	-	-	14	-	-	14	-	-									
							30507	50	2		91387	14	5		91387	14		5													
							77626	14	4		91387	14	5		91387	14		5													
13	12.7	12.9	130	-	-	13	91387	14	5	-	-	-	-	-	-	-	-	-	-	-	-										
							13	13.7	91387		14	5		-	-		-	-		-	-	-									

This document is the property of DUBUIS. It may not be reproduced or disclosed without its authorization



CAUTION: NOT SUITABLE FOR LIFTING ACTIVITIES

NON EN13411-3 STANDARD FOR SLEEVE sahm zen 13411-3

Correspondence between non EN13411-3 standard DUBUIS die sets and SAHM sleeves										
Cable Ø in mm		Tool Series 31: MK31 - BPE031 - BPL031 Series 62: D62 - BPE062 - BPL062 - BPP062 - XD62 Series 130: C130 - BPP130 - XC130	Sleeve No.	Cables with textile core			Cables with central steel core			
Min.	Max.	Series		Die set P/N	Die set width	Number of passes	Die set P/N	Die set width	Number of passes	
0.5	0.8	31	1	-			02634	8.75	1	
		62					84181	9	1	
		130					30404	9	1	
0.9	1	31		02634	8.75	1	-			
		62		84181	9	1				
		130		30404	9	1				
0.9	1.1	31		1.5	-			02438	8.75	1
		62						84182	9	1
		130						30405	9	1
1.1	1.5	31	02438		8.75	1	-			
		62	84182		9	1				
		130	30405		9	1				
1.2	1.6	31	2		-			02440	8.75	2
		62						02476	12	1
		130						84183	12	1
1.6	2	31		02440	8.75	2	-			
		62		02476	12	1				
		62		84183	12	1				
		130		30406	12	1				

This document is the property of DUBUIS. It may not be reproduced or disclosed without its authorization



CAUTION: NOT SUITABLE FOR LIFTING ACTIVITIES

DUBUIS DIE SETS TO CRIMP CONNECTORS ON STAINLESS STEEL CABLES

DUBUIS die sets to crimp LATCHWAYS connectors on stainless steel cables						
Stainless steel cable Ø in mm	connector dimensions in mm		TOOL Series 130: C130 - BPP130 - XC130- MULTITOOL-XPM130 Series 250: XH250 Series 450: XH450			
	Interior	Exterior	Series	Die set P/N	Die set width	Number of passes
6	6.35	12.65	450	91228	25	2
8	8.4	13	130	80323	9	5
			250	30688	14	4
			450	30689	16	3
10	10.6	17.75	450	30372	22	3

This document is the property of DUBUIS. It may not be reproduced or disclosed without its authorization



CAUTION: NOT SUITABLE FOR LIFTING ACTIVITIES

DUBUIS die sets to crimp BORNACK connectors on stainless steel cables						
Stainless steel cable Ø in mm	Connector dimensions in mm		TOOL Series 130: C130; BPP130; XC130 Series 250: XH250 Series 450: XH450			
	Interior	Exterior	Series	Die set P/N	Die set width	Number of passes
8	8.4	16	250	30798	12	4

This document is the property of DUBUIS. It may not be reproduced or disclosed without its authorization



CAUTION: NOT SUITABLE FOR LIFTING ACTIVITIES

PERSONAL NOTES

Handwriting practice area consisting of two columns of horizontal dotted lines.



DUBUIS, ALSO MEANS:

- RAILWAYS
- AUTOMOTIVE
- SHIPBUILDING
- AERONAUTICS
- AGRICULTURE
- SANITATION-PLUMBING
- ELECTRICITY
- DATA CENTER IT
- HVAC SYSTEMS
- SOLAR POWER

....



EARTH BONDS

FOR AN EFFECTIVE
ELECTRICAL CONNECTION













The earth bond provides an equipotential bond between 2 metallic structures or devices (rolling stock, transformers, wind turbines, offshore platforms, cars...).



DISCOVER OUR EARTH BONDING SYSTEM.

- > A 20-page booklet explaining the Dubuis earth bonding system, a revolutionary method creating a secure anchor point for a reliable electrical connection. The earth bond creates an equipotential bond between a structure and equipment to pass a high current in the case of a short-circuit.

EARTHING

OLEO-PNEUMATIC TOOL		PMA10	page 168
MANUAL SETTING TOOL		MTPM06-08-10	page 169
		MTPMXX	page 171
		XPH3INP XPH4INP XPH6INP	page 173
		MTPX06-08	page 175
BATTERY-OPERATED SETTING TOOL		BTEMXX	page 170
		XPH3INE XPH4INE XPH6INE	page 172
		BTPX06-08	page 174
DRILL BITS & OILS		SPECIAL REAMER DRILL BITS	page 178
		CUTTING FLUID	page 178
EARTH BOND (EB)		MALE EB FOR STEEL/ STAINLESS STEEL METAL SHEET	page 182
		MALE EB FOR ALUMINUM METAL SHEET	page 182
		FEMALE EB FOR STEEL/STAINLESS STEEL METAL SHEET	page 184
		FEMALE EB FOR ALUMINUM METAL SHEET	page 185



PMA 10

OLEO-PNEUMATIC EARTH BOND SETTING TOOL

> P/N 65909

> used to effortlessly install threaded or tapped earth bonds



QUICK SCREWING

by powerful pneumatic motor coupled with the tiebolt.
Direct insertion of the earth bond



INTERCHANGEABLE NOSE

to suit earth bond dimension

ACCESSORIES

Dynamometer P/N 80928
(delivered in box)



> tool suitable for setting all DUBUIS earth bond P/Ns corresponding to M6, M8 and M10 interfaces

STROKE	8 mm
FORCE (adjustable)	9 to 28 kN
WEIGHT (tool with battery)	3.700 kg
NOISE LEVEL	<64dB(A)
HEAD DIMENSIONS (L x W X H)	270 x 140 x 320
PRESSURE (L x W X H)	5.5 bar

* please contact us for imperial version



DIMENSIONS (mm)	440 x 440 x 162
WEIGHT	2 kg
P/N	91356 (supplied with the tool)



MTPM06-08-10

EARTH BOND SETTING TOOL MANUAL

> used to effortlessly install threaded or tapped earth bonds



Manual screwing

The earth bond is inserted directly



LIGHT & SIMPLE

easy to use

> tool suitable for installing all the DUBUIS earth bond P/Ns corresponding to the M6 and M8 type interfaces

STROKE		8 mm
FORCE	MTPM06 (light blue) MTPM08 (dark blue) MTPM10 (green)	M6-10 kN M8-18 kN M10-25 kN
WEIGHT		1.350 kg
HEAD DIMENSIONS (L X Ø)		88x58


* please contact us for imperial version



DIMENSIONS (mm)	285 x 303 x 82
WEIGHT (EMPTY)	0.9 kg
P/N	82802 (supplied with the tool)



> 3-IN-1 TOOL
INTERCHANGEABLE BUSHINGS
AND NOSES








NEOELEC™
BTEMXX



EARTH BOND SETTING
M6, M8 and M10

EARTH BOND SETTING TOOL
18 V BATTERY-OPERATED

UNIVERSAL tool to set metric or imperial, threaded or tapped earth bonds

-  **AUTOMATIC SCREWING**
by "push-pull" system
-  **SIMPLE TARE CHANGE**
Tool easy to adjust thanks to the set screw
-  **INDICATOR LIGHT**
Displaying tool status
-  **SETTING FORCE GUARANTEED**
With automatic return and unscrewing
-  **ERGONOMIC DESIGN**
Well-balanced for optimum handling

	M6	M8	M10
COLOR	YELLOW	BLUE	GREEN
TARING	10 kN	18 kN	25 kN
BUSHING	94874	94875	94876
NOSE	94877	94878	94879

STROKE	8 mm
FORCE (adjustable)	10 to 25 kN
CYCLE TIME (approx.)	2 s
BATTERY LIFE	>1000 insertions
DIMENSIONS (L x w x h in mm)	375 x 75 x 260
WEIGHT (with battery)	3.400 kg

* please contact us for imperial version



DIMENSIONS (mm) 520 x 440 x 130

WEIGHT (WITH THE TOOLS) 6.2 kg

- > Case and charger supplied with the tool.
- > Accessories **NEOELEC™**
See **PAGE 94**.

<https://sbd.deephaw.ai/p/0DAIKf2obfoUQqZJMkk>


<https://sbd.deephaw.ai/p/MR21u2hPyQg8553dt3yj>



BTEMXX vidéo
commerciale



Use of BTEMXX



> 3-IN-1 TOOL
INTERCHANGEABLE BUSHINGS AND NOSES

MTPMXX

EARTH BOND SETTING TOOL MANUAL

EARTH BOND SETTING
M6, M8 and M10



UNIVERSAL tool to set metric or imperial, threaded or tapped earth bonds



SIMPLE TARE CHANGE

Tool easy to adjust thanks to the set screw



SETTING FORCE GUARANTEED

With automatic return, automatic release with audible click



LIGHT & COMPACT

Very easy to handle, for use in any position

STROKE	12 mm
FORCE (adjustable)	10 to 25 kN
DIMENSIONS (L x w x h in mm)	192 x 52 x 207
WEIGHT	1.350 kg

* please contact us for imperial version

DIMENSIONS (mm)	285 x 303 x 82
WEIGHT (WITH THE TOOLS)	2.5 kg

> Case supplied with the nose.

	M6	M8	M10
COLOR	YELLOW	BLUE	GREEN
TARING	10 kN	18 kN	25 kN
BUSHING	94874	94875	94876
NOSE	94877	94878	94879



NEOELEC™

XPH3INE-XPH4INE-XPH6INE



EARTH BOND SETTING TOOL 18 V BATTERY-OPERATED

With the remote hydraulic head, linked by an integral 70 cm-long flexible hose

> Head suitable for setting all DUBUIS earth bond P/Ns corresponding to M10 / M12 / M16 interfaces



QUICK SCREWING

Wheel with a ratio of 1/4.3 screw turns (for the M10, M12 versions). The earth bond is inserted directly.



LIGHTING

LED lighting of the work area.



ERGONOMIC

Earth bonds can be set without the space required for a battery-powered tool.

STROKE	8 mm
FORCE	XPH3INE M10-27 kN XPH4INE M12-37 kN XPH6INE M16-60 kN
WEIGHT (tool with battery)	2,700 kg
(remote head)	1.300 kg
HEAD DIMENSIONS (L x Ø)	88 x 58 mm

* please contact us for imperial version



DIMENSIONS (mm) 520 x 440 x 130

WEIGHT (WITH THE TOOLS) 2.3 kg

> Case and charger supplied with the tool.

> Accessories **NEOELEC™**
See **PAGE 94**.



XPH3INP-XPH4INP-XPH6INP



EARTH BOND SETTING TOOL MANUAL

> Head suitable for setting all DUBUIS short and long threaded earth bond P/Ns corresponding to M10 / M12 / M16 interfaces

With the remote hydraulic head, linked by an integral 70 cm-long flexible hose



QUICK SCREWING

Wheel with a ratio of 1/4.3 screw turns (for the M10, M12 versions).



ERGONOMIC

Earth bonds can be set without the space required for a battery-powered tool.

STROKE		8 mm
FORCE	XPH3INP XPH4INP XPH6INP	M10-27 kN M12-37 kN M16-60 kN
WEIGHT (tool with battery)		2 kg
	(remote head)	1.300 kg
HEAD DIMENSIONS (L X Ø)		88x58

* please contact us for imperial version



DIMENSIONS (mm)	555 × 375 × 180
WEIGHT	3.9 kg
P/N	96806



NEOELEC™ BTPX06-08

EARTH BOND SETTING TOOL 18 V BATTERY-OPERATED

With the remote hydraulic head, linked by an integral 70 cm-long flexible hose



Manual screwing

The earth bond is inserted directly.



LIGHTING

LED lighting of the work area.



ERGONOMIC

Earth bonds can be set without the space required for a battery-powered tool.



> Head suitable for setting all DUBUIS short and long threaded earth bond P/Ns corresponding to M6-M8 interfaces

STROKE	8 mm
FORCE BTPX06	M6-10 kN
BTPX08	M8-18 kN
WEIGHT (tool with battery)	2.700 kg
(remote head)	0.400 kg
HEAD DIMENSIONS (L x w x h)	48 x 44 x 40 mm

* please contact us for imperial version

DIMENSIONS (mm) 520 x 440 x 130

WEIGHT (WITH THE TOOLS) 2.3 kg

> Case and charger supplied with the tool.

> Accessories **NEOELEC™**
See **PAGE 94.**





MTPX06-08

EARTH BOND INSTALLATION TOOL MANUAL

With the remote hydraulic head, linked by an integral 70 cm-long flexible hose



Manual screwing

The earth bond is inserted directly



ERGONOMIC

Earth bonds can be set without the space required for a battery-powered tool



> Head suitable for setting all DUBUIS short and long threaded earth bond P/Ns corresponding to M6-M8-M10 interfaces

STROKE	8 mm
FORCE MTPX06 MTPX08	M6-10 kN M8-18 kN
WEIGHT (tool with battery)	1.200 kg
(remote head)	0.400 kg
HEAD DIMENSIONS (L x w x h)	48 x 44 x 40 mm
TOOL DIMENSIONS (L x w x h)	169 x 125 x 47 mm

* please contact us for imperial version



DIMENSIONS (mm)	440 x 440 x 162
WEIGHT	2 kg
P/N	91356 (supplied with the tool)

SPECIAL REAMER DRILL BITS

► HSS 5% COBALT SUITABLE FOR EARTH BOND DIAMETERS







Drilling quality is very important to provide a good electrical connection. The drilling tolerances have to be respected (-0/+0,2). DUBUIS offers a range of reamer drills, adapted to the diameter of each earth bond, to be used with portable drills.

Recommended drilling methods:

1. Drill right into the material just before setting the earth bond:
Use the **long reamer drill bit**.
2. Drill a guide hole with a diameter 1 mm smaller than the nominal diameter. Then the operator bores the hole to the nominal diameter, using the **short reamer drill bit**.



SHORT DRILL BITS

	P/N	DRILLING Ø	DRILLING DEPTH
	OFE0850016	8.5 mm	16 mm
	OFE1050020	10.5 mm	20 mm
	OFE1150018	11.5 mm	18 mm
	OFE1350019	13.5 mm	19 mm
	OFE1500018	15 mm	18 mm
	OFE1900022	19 mm	22 mm

LONG DRILL BITS

	P/N	DRILLING Ø	DRILLING DEPTH
	OFE0850032	8.5 mm	32 mm
	OFE1050041	10.5 mm	41 mm
	OFE1150044	11.5 mm	44 mm
	OFE1350037	13.5 mm	37 mm
	OFE1500042	15 mm	42 mm
	OFE1900051	19 mm	51 mm

CUTTING FLUID

► We recommend using a cutting fluid for electrical neutrality. This liquid does not interfere with the connection, even if there is oil residue around the edge of the hole.



Drilling in aluminum, **alufuid** cutting fluid

P/N 80298



Drilling in steel or stainless steel, **ferrofluid** cutting fluid

P/N 80300

- Reduced drill bit wear
- Longer bit service life
- Prevents chips from sticking
- Electrical neutrality

BUSHING REMOVER






DRILLING DIAMETER	REMOVAL TOOL
Ø8.5	30725
Ø11.5	30700
Ø13.5	30595
Ø19	30671
Ø22	30705

PERSONAL NOTES

Handwriting practice area consisting of two columns of horizontal dotted lines.

**THREADED MALE EB
(TEST, PERFORMANCE,
STANDARDS & DIMENSIONS)**


**UTILIZATION IN STEEL AND
STAINLESS-STEEL PLATE**

THREAD DIMENSIONS	M6	M6	M6	M6	M6	M6	
PLATE THICKNESS	1.5 - 4 mm	1.5 - 4 mm	1.5 - 4 mm	1.5 - 4 mm	> 4	> 4	
DRILLING DIAMETER (mm)	11.5 / 11.7	11.5 / 11.7	11.5 / 11.7	11.5 / 11.7	8.5 / 8.7	8.5 / 8.7	
PACKAGING + VISUAL (20/BOX)							
DUBUIS P/N	80974	80923	77907	77905	80975	80925	
ALSTOM P/N	DTR0000133407	DTR0000001260	DTR0000133407	DTR0000001260	DTR0000133656	DTR0000001261	
BOMBARDIER P/N	NA	3EER100005-781	NA	NA	3EER400005-6424	NA	
LONG DRILL BIT	OFE1150044	OFE1150044	OFE1150044	OFE1150044	OFE0850032	OFE0850032	
SHORT DRILL BIT	OFE1150018	OFE1150018	OFE1150018	OFE1150018	OFE0850016	OFE0850016	
SETTING TOOL	PMT6 / PMA10						
A4-80 STAINLESS STEEL HARDWARE	81920 						
MAX. TIGHTENING TORQUE	10 N.m						
DIMENSIONS (mm)	M6	M6	M6	M6	M6	M6	
	16	16	16	16	16	16	
B	10.5 (6.5±2)*	10.5 (6.5±2)*	10.5 (6.5±2)*	10.5 (6.5±2)*	14 (12±1)*	14 (12±1)*	
C	4.5	4.5	4.5	4.5	3.5	3.5	
C'	4.5	4.5	4.5	4.5	11	11	
D	11.5	11.5	11.5	11.5	8.5	8.5	
E	13 (17±2)*	21 (25±2)*	13 (17±2)*	21 (25±2)*	17 (19±1)*	24 (27±1)*	
F							
G							
G'							
WEIGHT	14.5 g	16.5 g	14.5 g	16.5 g	15 g	16 g	
BUSHING MATERIAL	Tinned copper						
ELECTRICAL CHARACTERISTICS:							
LUG / PLATE - ELECTRICAL RESISTANCE NF F00-363	Steel Stainless steel	25 µΩ 120 µΩ	25 µΩ 120 µΩ	25 µΩ 120 µΩ	25 µΩ 120 µΩ	25 µΩ 75 µΩ	25 µΩ 75 µΩ
RESISTANCE TO SHORT CIRCUIT	Steel Stainless steel	3 × 15 kA 3 × 10 kA	3 × 15 kA 3 × 10 kA	3 × 15 kA 3 × 10 kA	3 × 15 kA 3 × 10 kA	3 × 10 kA	3 × 10 kA
ELECTRICAL CONTACT SURFACE BETWEEN THE EARTH BOND AND SUPPORT NF F00-363		160 mm ²	160 mm ²	160 mm ²	160 mm ²	290 mm ²	290 mm ²
CORROSION RESISTANCE 500HR SALT-MIST TEST - NF EN 3373	Steel Stainless steel	30 µΩ 150 µΩ	30 µΩ 150 µΩ	30 µΩ 150 µΩ	30 µΩ 150 µΩ	- -	- -
MECHANICAL CHARACTERISTICS:							
PULL-OUT STRENGTH NF F00-363	2 mm 4 mm	400 daN -	400 daN -	400 daN -	400 daN -	- 500 daN	- 500 daN
SHEAR STRENGTH	Steel Stainless steel	1.5 mm 4 mm 1.5 mm 4 mm	100 daN 180 daN 130 daN 180 daN	100 daN 180 daN 130 daN 180 daN	100 daN 180 daN 130 daN 180 daN	100 daN 180 daN 130 daN 180 daN	200 daN 200 daN
VIBRATION BS EN 61373		1g - 5 to 150 Hz 5H/axis	1g - 5 to 150 Hz 5H/axis	1g - 5 to 150 Hz 5H/axis	1g - 5 to 150 Hz 5H/axis	4g - 10 to 500 Hz 90 min/axis	-
IMPACT BS EN 61373		5g - 30 ms 3 impacts/axis	5g - 30 ms 3 impacts/axis	5g - 30 ms 3 impacts/axis	5g - 30 ms 3 impacts/axis	300g - 3 ms 3 impacts/axis	-
WATERTIGHTNESS	Withstands pressures of up to 6 Bar without leakage						
WORKING TEMPERATURE RANGE	-50°C / +80°C						

* Dimension after crimping

THREADED MALE EB (TEST, PERFORMANCE, STANDARDS & DIMENSIONS)








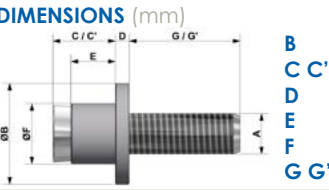
UTILIZATION IN STEEL AND STAINLESS-STEEL PLATE

THREAD DIMENSIONS	M8	M8	M10	M10	M10	M10	
PLATE THICKNESS	1.5 - 4 mm	> 4	2 - 4 mm	> 4	> 4	> 4	
DRILLING DIAMETER (mm)	15 - 15.2	11.5 / 11.7	19 / 19.2	13.5 / 13.7	13.5 / 13.7	13.5 / 13.7	
PACKAGING + VISUAL (20/BOX)							
DUBUIS P/N	81929	81928	80924	80926	81952	80945	
ALSTOM P/N	DTR0000247260	DTR0000038412	DTR0000000083	DTR0000000084	DTR0000061617	DTR00211632A	
BOMBARDIER P/N	NA	NA	3EER100005-783	3EER100005-784	NA	NA	
LONG DRILL BIT	OFE1500042	OFE1150044	OFE1900051	OFE1350037	OFE1350037	OFE1350037	
SHORT DRILL BIT	OFE1500018	OFE1150018	OFE1900022	OFE1350019	OFE1350019	OFE1350019	
INSTALLATION TOOL	PMT8 / PMA10			PMT10 / PMA10			
A4-80 STAINLESS STEEL HARDWARE	81922		81921				
MAX. TIGHTENING TORQUE	25 N.m			50 N.m			
DIMENSIONS (mm) 	M8	M8	M10	M10	M10	M10	
	20	20	25	25	25	25	
	12.5 (7±2)*	15 (12±1)*	12 (6.5±2)*	14 (12±1)*	16 (14±1)*	21.5 (19±1)*	
	5.5	3,5	5.5	3,5	3,5	3.5	
	4.5	11	4.5	11	13	17	
	15	11.5	19	13.5	13.5	13.5	
	16 (21.5±2)*	19 (22±1)*	25 (30.5±2)*	28 (30±1)*	28 (30±1)*	21 (23.5±1)*	
WEIGHT	29 g	26 g	51 g	42 g	45 g	46 g	
BUSHING MATERIAL	Tinned copper					Inox	
ELECTRICAL CHARACTERISTICS:							
LUG / METAL SHEET - ELECTRICAL RESISTANCE NF F00-363	Steel Stainless steel	20 µΩ 70 µΩ	20 µΩ 70 µΩ	20 µΩ 70 µΩ	20 µΩ 60 µΩ	20 µΩ 60 µΩ	90 µΩ -
RESISTANCE TO SHORT CIRCUIT	Steel Stainless steel	3 × 15 kA 3 × 10 kA	3 × 20 kA 3 × 15 kA	- 3 × 15 kA	- 3 × 20 kA	- 3 × 20 kA	- -
ELECTRICAL CONTACT SURFACE BETWEEN THE EARTH BOND AND SUPPORT NF F00-363		210 mm ²	400 mm ²	270 mm ²	465 mm ²	550 mm ²	720 mm ²
CORROSION RESISTANCE 500HR SALT-MIST TEST - NF EN 3373	Steel Stainless steel	- -	- -	25 µΩ 90 µΩ	- -	- -	- -
MECHANICAL CHARACTERISTICS:							
PULL-OUT STRENGTH NF F00-363	2 mm 4 mm	300 daN -	- 600 daN	500 daN -	- 800 daN	- -	- -
SHEAR STRENGTH	Steel Stainless steel	2 mm 4 mm	- -	190 daN 340 daN	- 600 daN	- -	- -
		2 mm 4 mm	- -	250 daN 340 daN	- 600 daN	- -	- -
VIBRATION BS EN 61373		-	-	4g - 10 to 500 Hz 90 min/axis	4g - 10 to 500 Hz 90 min/axis	-	-
IMPACT BS EN 61373		-	-	300g - 3 ms 3 impacts/axis	300g - 3 ms 3 impacts/axis	-	-
WATERTIGHTNESS	Withstands pressures of up to 6 Bar without leakage						
WORKING TEMPERATURE RANGE	-50°C / +80°C						

* Dimension after crimping

THREADED MALE EB (TEST, PERFORMANCE, STANDARDS & DIMENSIONS)







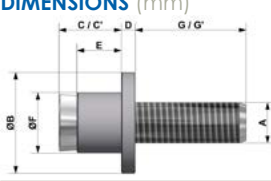
UTILIZATION IN ALUMINUM PLATE

THREAD DIMENSIONS	M6	M6	M6	M6	M6	M6
PLATE THICKNESS	1.5 - 4 mm	1.5 - 4 mm	1.5 - 4 mm	1.5 - 4 mm	> 4	> 4
DRILLING DIAMETER (mm)	11.5 / 11.7	11.5 / 11.7	11.5 / 11.7	11.5 / 11.7	10.5 / 10.7	10.5 / 10.7
PACKAGING + VISUAL (20/BOX)						
DUBUIS P/N	80976	80958	77906	77904	80977	80960
ALSTOM P/N	DTR0000127255	DTR0000000074	DTR0000127255	DTR0000000074	DTR0000133695	DTR0000001263
BOMBARDIER P/N	3EER4000057272	3EER300001-0318	NA	NA	3EER400005-4645	3EGK202252
LONG DRILL BIT	OFE1150044	OFE1150044	OFE1150044	OFE1150044	OFE1050041	OFE1050041
SHORT DRILL BIT	OFE1150018	OFE1150018	OFE1150018	OFE1150018	OFE1050020	OFE1050020
INSTALLATION TOOL	PMTCC6 / PMA10					
A4-80 STAINLESS STEEL HARDWARE	81920 					
MAX. TIGHTENING TORQUE	10 N.m					
DIMENSIONS (mm) 	M6	M6	M6	M6	M6	M6
	16	16	16	16	16	16
	10.5 (6.5±2)*	10.5 (6.5±2)*	10.5 (6.5±2)*	10.5 (6.5±2)*	14.5 (12±1)*	14.5 (12±1)*
	4.5	4.5	4.5	4.5	3.5	3.5
	4.5	4.5	4.5	4.5	11	11
	11.5	11.5	11.5	11.5	10.5	10.5
	13 (17±2)*	21 (25±2)*	13 (17±2)*	21 (25±2)*	16 (18.5±1)*	24 (26.5±1)*
WEIGHT	10 gr	12 g	10 g	12 g	13 g	15 g
BUSHING MATERIAL	Nickel-plated aluminum					
ELECTRICAL CHARACTERISTICS:						
LUG / PLATE - ELECTRICAL RESISTANCE NF F00-363	60 μΩ					
RESISTANCE TO SHORT CIRCUIT	3 × 10 kA					
ELECTRICAL CONTACT SURFACE BETWEEN THE EARTH BOND AND SUPPORT NF F00-363	160 mm²					
CORROSION RESISTANCE 500HR SALT-MIST TEST - NF EN 3373	90 μΩ					
MECHANICAL CHARACTERISTICS:						
PULL-OUT STRENGTH NF F00-363	2 mm	250 daN	250 daN	250 daN	250 daN	-
	4 mm	-	-	-	-	300 daN
SHEAR STRENGTH	1.5 mm	35 daN	35 daN	35 daN	35 daN	-
	2 mm	-	-	-	-	-
	4 mm	200 daN	200 daN	200 daN	200 daN	210 daN
VIBRATION BS EN 61373	1 g - 5 to 150 Hz 5 H/axis		1 g - 5 to 150 Hz 5 H/axis		1 g - 5 to 150 Hz 5 H/axis	
IMPACT BS EN 61373	5 g - 30 ms 3 impacts/axis		5 g - 30 ms 3 impacts/axis		5 g - 30 ms 3 impacts/axis	
WATERTIGHTNESS	Withstands pressures of up to 6 Bar without leakage					
WORKING TEMPERATURE RANGE	-50°C / +80°C					

* Dimension after crimping

THREADED MALE EB (TEST, PERFORMANCE, STANDARDS & DIMENSIONS)






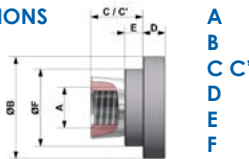
► UTILIZATION IN ALUMINUM PLATE

THREAD DIMENSIONS	M8	M8	M10	M10	
PLATE THICKNESS	1.5 - 4 mm	> 4	2 - 4	> 4	
DRILLING DIAMETER (mm)	15 / 15.2	13.5 / 13.7	19 / 19.2	15 / 15.2	
PACKAGING + VISUAL (20/BOX)					
DUBUIS P/N	81931	81930	80959	80961	
ALSTOM P/N	DTR0000190302	DTR0000314231	DTR0000001262	DTR0000000079	
BOMBARDIER P/N	33GH000025-3623	NA	3EGH000038-6908 3EER400005-4647	3EER300001-0322	
LONG DRILL BIT	OFE1500042	OFE1350037	OFE1900051	OFE1500042	
SHORT DRILL BIT	OFE1500018	OFE1350019	OFE1900022	OFE1500018	
INSTALLATION TOOL	PMT8 / PMA10		PMT10 / PMA10		
A4-80 STAINLESS STEEL HARDWARE	81922 	81921 			
MAX. TIGHTENING TORQUE	25 N.m		50 N.m		
DIMENSIONS (mm)		A M8 B 20 C C' 12.5 (7±2)* D 4.5 E 4.5 F 15 G G' 16 (21.5±2)*	M8 20 15 (12±1)* 3.5 11 13.5 19 (22±1)*	M10 25 12 (6.5±2)* 5.5 4.5 19 24.5 (30±2)*	M10 25 15.5 (12±1)* 3.5 11 15 27.5 (31±1)*
WEIGHT	19 g	22 g	34 g	36 g	
BUSHING MATERIAL	Nickel-plated aluminum				
ELECTRICAL CHARACTERISTICS:					
LUG / PLATE - ELECTRICAL RESISTANCE NF F00-363	20 µΩ	20 µΩ	20 µΩ	20 µΩ	
RESISTANCE TO SHORT CIRCUIT	3 × 15 kA	3 × 20 kA	3 × 20 kA	3 × 20 kA	
ELECTRICAL CONTACT SURFACE BETWEEN THE EARTH BOND AND SUPPORT NF F00-363	210 mm ²	465 mm ²	270 mm ²	520 mm ²	
CORROSION RESISTANCE 500HR SALT-MIST TEST - NF EN 3373	-	-	50 µΩ	-	
MECHANICAL CHARACTERISTICS:					
PULL-OUT STRENGTH NF F00-363	2 mm 4 mm	100 daN -	- 400 daN	200 daN -	- 500 daN
SHEAR STRENGTH	1.5 mm 2 mm 4 mm	- - -	- - -	- 105 daN 310 daN	- - 490 daN
VIBRATION BS EN 61373	-	-	4 g - 10 to 500 Hz 90 min/axis	4 g - 10 to 500 Hz 90 min/axis	
IMPACT BS EN 61373	-	-	300 g - 30 ms 3 impacts/axis	300 g - 3 ms 3 impacts/axis	
WATERTIGHTNESS	Withstands pressures of up to 6 Bar without leakage				
WORKING TEMPERATURE RANGE	-50°C / +80°C				

* Dimension after crimping

THREADED MALE EB (TEST, PERFORMANCE, STANDARDS & DIMENSIONS)





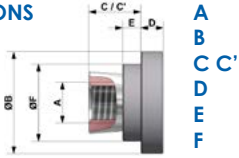
► UTILIZATION IN STEEL AND STAINLESS-STEEL PLATE

THREAD DIMENSIONS	M6	M6	M8	M8	M10	
PLATE THICKNESS	> 4	1.5 - 4 mm	> 4	1,5 - 4 mm	2 - 4	
DRILLING DIAMETER (mm)	11.5 / 11.7	11.5 / 11.7	13.5 / 13.7	15 / 15.2	19 / 19.2	
PACKAGING + VISUAL (20/BOX)						
DUBUIS P/N	77902	81963	77945	81965	81967	
ALSTOM P/N	NA	DTR0000209903	NA	NA	DTR0000361647	
LONG DRILL BIT SHORT DRILL BIT	OFE1150044 OFE1150018	OFE1150044 OFE1150018	OFE1350037 OFE1350019	OFE1500042 OFE1500018	OFE1900051 OFE1900022	
INSTALLATION TOOL	PMTc6 / PMA10		PMT8 / PMA10		PMT10 / PMA10	
A4-80 STAINLESS STEEL HARDWARE	78913		78914		78915	
MAX. TIGHTENING TORQUE	8 N.m		16 N.m		25 N.m	
DIMENSIONS (mm)		M6 16 16 (12.5±1)* 4.5 11 11.5	M6 16 10.5 (6.5±2)* 4.5 4.5 11.5	M8 25 14.5 (10.5±1)* 3.5 7 13.5	M8 20 12.5 (6.5±2)* 5.5 4.5 15	M10 25 13 (6.5±2)* 5.5 4.5 19
WEIGHT	15 g	10 g	20 g	17 g	28 g	
BUSHING MATERIAL	Tinned copper					
ELECTRICAL CHARACTERISTICS:						
LUG / PLATE - ELECTRICAL RESISTANCE NF F00-363	Steel Stainless steel	25 μΩ 120 μΩ	25 μΩ 120 μΩ	20 μΩ 70 μΩ	20 μΩ 70 μΩ	20 μΩ 70 μΩ
RESISTANCE TO SHORT CIRCUIT	Steel Stainless steel	- -	3 × 15 kA 3 × 10 kA	- -	3 × 15 kA 3 × 10 kA	3 × 15 kA
ELECTRICAL CONTACT SURFACE BETWEEN THE EARTH BOND AND SUPPORT NF F00-363		400 mm ²	160 mm ²	300 mm ²	210 mm ²	270 mm ²
CORROSION RESISTANCE 500HR SALT-MIST TEST - NF EN 3373	Steel Stainless steel	- -	30 μΩ 150 μΩ	- -	- -	25 μΩ 900 μΩ
MECHANICAL CHARACTERISTICS:						
PULL-OUT STRENGTH NF F00-363	2 mm 4 mm	- -	400 daN 600 daN	- -	300 daN 700 daN	500 daN 800 daN
WORKING TEMPERATURE RANGE	-50°C / +80°C					

* Dimension after crimping

THREADED FEMALE EB (TEST, PERFORMANCE, STANDARDS & DIMENSIONS)

► UTILIZATION IN ALUMINUM PLATE

THREAD DIMENSIONS	M6	M8	M8	M10	
PLATE THICKNESS	1.5 - 4 mm	1.5 - 4 mm	> 4	2 - 4	
DRILLING DIAMETER (mm)	11.5 / 11.7	15 / 15.2	13.5 / 13.7	19 / 19.2	
PACKAGING + VISUAL (20/BOX)					
DUBUIS P/N	81964	81966	77946	81968	
ALSTOM P/N	DTR0000125537	DTR0000275700	NA	DTR0000125310	
BOMBARDIER P/N	NA	NA	NA	3EER4000010-4201	
LONG DRILL BIT SHORT DRILL BIT	OFE1150044 OFE1150018	OFE1500042 OFE1500018	OFE1350037 OFE1350019	OFE1900051 OFE1900022	
INSTALLATION TOOL	PMTC6 / PMA10	PMT8 / PMA10		PMT10 / PMA10	
A4-80 STAINLESS STEEL HARDWARE	78913	78914		78915	
MAX. TIGHTENING TORQUE	10 N.m	20 N.m	25 N.m	30 N.m	
DIMENSIONS (mm)		M6 16 10.5 (6.5±2)* 4.5 4.5 11.5	M8 20 12.5 (6.5±2)* 5.5 4.5 15	M8 20 11 (8±1)* 3,5 7 13.5	M10 25 13 (6.5±2)* 5.5 4.5 19
WEIGHT	6 g	9 g	8 g	14 g	
BUSHING MATERIAL	Nickel-plated aluminum				
ELECTRICAL CHARACTERISTICS:					
LUG / PLATE - ELECTRICAL RESISTANCE NF F00-363	60 μΩ	20 μΩ	40 μΩ	20 μΩ	
RESISTANCE TO SHORT CIRCUIT	3 × 10 kA	3 × 15 kA	-	3 × 20 kA	
ELECTRICAL CONTACT SURFACE BETWEEN THE EARTH BOND AND SUPPORT NF F00-363	160 mm ²	210 mm ²	300 mm ²	270 mm ²	
CORROSION RESISTANCE 500HR SALT-MIST TEST - NF EN 3373	90 μΩ	-	-	-	
MECHANICAL CHARACTERISTICS:					
PULL-OUT STRENGTH NF F00-363	250 daN 450 daN	200 daN 550 daN	- -	300 daN 650 daN	
WORKING TEMPERATURE RANGE	-50°C / +80°C				

* Dimension after crimping



RAILWAYS

CATENARY MAINTENANCE- TOOLING

Dubuis offers a wide range of tools for maintenance in the catenary environment during various operations.



SIGNALING AND TRACTION RETURN CURRENT

Through the advantages procured by its earth bonds, Dubuis has provided solutions for reliable connections, resulting in improved traffic regularity on all rail networks equipped with this concept.

Key products:

- Electrical connection to the rail by earth bond:
- Ø 8 mm M6 to Ø 22 mm M16 & PHxIN setting tools
- Rail drilling machines & accessories



SIGNALING & CATENARY MAINTENANCE

MALE EB & INSTALLATION TOOLS		RAILWAY EARTH BOND	page 190		PHxIN	page 191
		DP4CC	page 192		DP4TH	page 193
RAIL DRILL		DRILL BITS & MILLING CUTTER	page 194		TJ12	page 195
		BRE020	page 196		BDL041	page 197
TOOLS		PAS (WELDING PLATE)	page 198		PRCC (CONNECTION PART)	page 199
		MPR (RAIL FOOT CLAMP)	page 200		MPRG	page 201
RAIL ACCESSORIES		TPU2 (POLE HEAD)	page 202		PITM (INSULATED POLE)	page 203
		TPU-TRAM POLE HEAD	page 204		PIM-TRAM	page 205
CATENARY		PEC1000	page 206		CONE AND BAYONET	page 207
		PEP (TEMPORARY DROPPER)	page 208		FCCI (CANTILEVER UNIT)	page 209
		VHIS1500 (INSULATOR INSTALLATION AND REMOVING TOOL)	page 210		VHIS25000	page 211
		BETP (DROPPER TRACTION BENCH)	page 212			

WHY USE DUBUIS RAIL BONDS?



With its "blind" setting concept, all operations (drilling, setting and tightening) are carried out on the same side of the rail. Therefore, the connection can be made in almost every case: blind hole, double connection, side rail, expansion device, etc.

The permanent and high mechanical stresses on the electrical contact areas allow the rail earth bond to be set regardless of the climatic conditions

The traction force during setting causes the bushing to expand radially, resulting in a perfect contact between the dowel / bushing / rail

This contact remains permanent through taper wedging and hence, contributes to connection reliability over time.

As parts are pre-assembled in factory, it is impossible to transpose or omit them during fitting, thereby ensuring that they are fitted correctly.

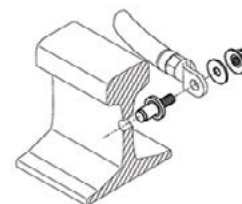
Therefore, as fitting is simple, it can be easily automated, which means that workshops can be kitted out with Point Crossing type Glued Insulated Block Joints, Expansion joints, Switches, etc.

The rail bond fitting function: threaded dowel and nut made completely from stainless-steel, with anti-seizing protection on the nut. It remains possible to disassemble the connection over time. The electrical function is provided by a tin-plated copper bushing, the malleability and conductivity of which provide an optimum electrical connection between the lug and the rail.

Installation is possible without interrupting traffic, using the different types of rail bond setting tools.

During rail earth bond setting, neither the rail or the rail earth bond are subjected to any impacts.

Through the advantages procured by its rail earth bonds, Dubuis has provided solutions for the connection reliability, so that the regularity of traffic on all rail networks equipped with this concept is considerably improved.



RAIL BOND PRINCIPLE

The rail bond connection system developed by Dubuis enables a mechanical and electrical connection to be made between a cable and the rail.

This concept meets the ever-stricter requirements of railway networks: **reliability, result independent from the operator, preserved rail soundness.**

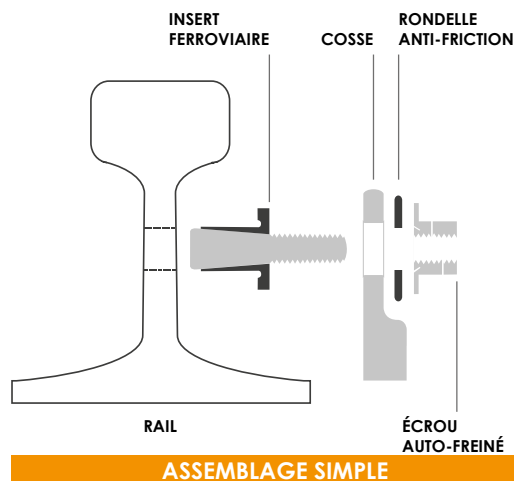
The **Dubuis** earth bond consists of 2 parts pre-assembled in the factory:

- a stainless-steel dowel,
- a tinned copper bushing.

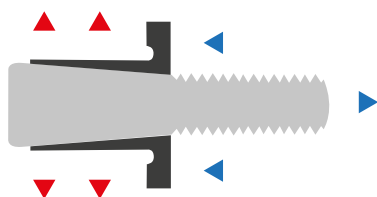
This bushing forms the expandable part of the earth bond.

The earth bond is fitted with a hydraulic tool that, while holding the bushing in place in the rail, **expands** it by **calibrated traction on the dowel**.

EASY TO ASSEMBLE



TENSILE STRESS

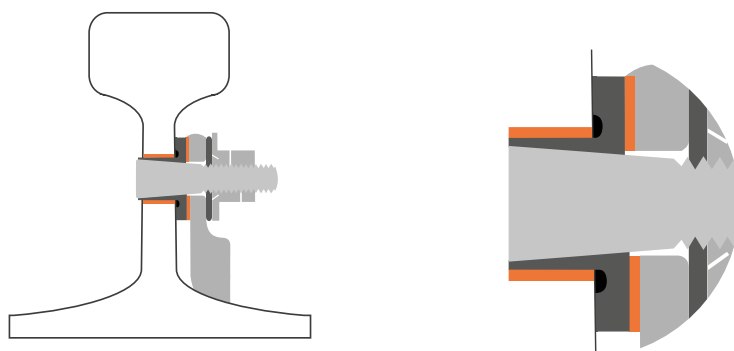


▶ CALIBRATED TRACTION ON THE DOWEL

▲ THE BUSHING EXPANDS

USEFUL ELECTRICAL CONTACT AREAS

■ CONTACT & ELECTRICAL EXCHANGE SURFACES



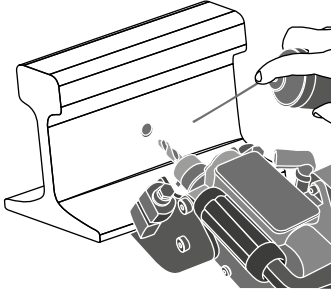
ZONES DE CONTACT UTILES

SETTING

► QUICK & SIMPLE:
IN ONLY 3 MINUTES

The rail is drilled


1



35 s

The hole is chamfered and cleaned

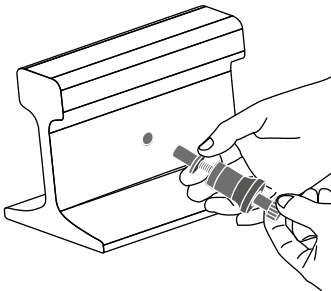
2



20 s

The earth bond is installed

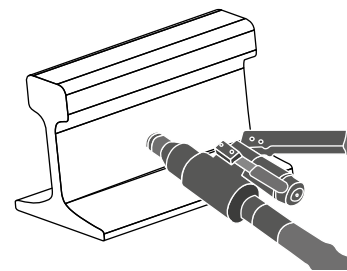
3



10 s

The earth bond is installed using the calibrated tool

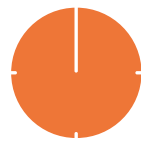
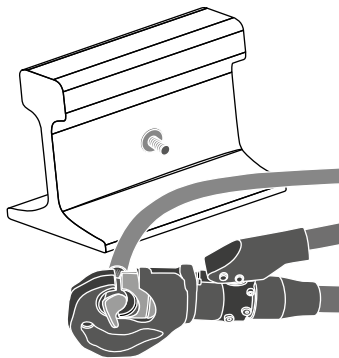
4



15 s

The lug is crimped

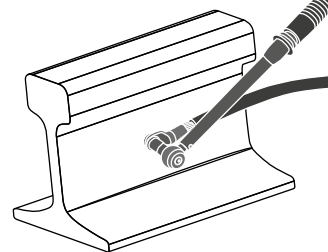
5



60 s

The nut is tightened using the torque wrench

6











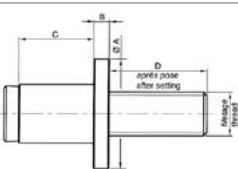


40 s

RAIL BOND

► ELECTRICAL CONNECTION TO THE RAIL



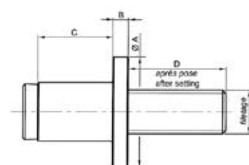
THREAD DIMENSION	M6	M6	M10	M10	M10
DRILLING DIAMETER (mm)	Ø 8 > 8.2	Ø 8.5 > 8.7	Ø 13.5 > 13.7	Ø 13.5 > 13.7	Ø 13.5 > 13.7
RAIL WEB THICKNESS	17 mm max.	17 mm max.	17 mm max.	17 mm max.	15 mm min.
PACKAGING M6 BOX OF 20 EARTH BONDS + HARDWARE M10 BOX OF 10 EARTH BONDS + HARDWARE					
EARTH BOND P/N	30996	30989	77911	81974	80913
APPROVAL			SNCF: 7.952.0882	SNCF: 7.952.1513	SNCF: 7.952.0900
BUSHING MATERIAL	Tin-plated copper	Tin-plated copper	Tin-plated copper	Tin-plated copper	Tin-plated copper
BUSHING LENGTH	17 mm	17 mm	17 mm	15.5 mm	6.5 mm
HARDWARE					
CONTACT SURFACE	427 mm ²	453 mm ²	721 mm ²	640 mm ²	275 mm ²
REAMER DRILL ADAPTER	30776	80312 86070	86225 86859	86225 86859	86225 86859
SETTING TOOL	PH11N	PH11N	PH31N	PH31N	PH31N
TORQUE WRENCH + SOCKET	80997 +OFACR10	80997 +OFACR10	80967 +OFACS16H	80967 +OFACS16H	80967 +OFACS16H
TIGHTENING TORQUE	10 Nm	10 Nm	40 Nm	40 Nm	40 Nm
	DIMENSIONS (MM)	Ø A	25	25	25
		B	3.5	3.5	3.5
		C	17	15.5	6.5
		D	23	23	23
	WEIGHT		51 gr	46 gr	35 gr
ELECTRICAL CHARACTERISTICS	TOTAL ELECTRICAL RESISTANCE		12 µΩ	12 µΩ	12 µΩ
	ELECTRICAL RESISTANCE OF THE EARTH BOND-RAIL CONTACT		4 µΩ	5 µΩ	6 µΩ
ELECTRICAL TESTS	ABILITY TO WITHSTAND HEATING		Current between 1000 & 1500 A for 50 minutes (train passing 10 times).		
	SHORT-CIRCUIT WITHSTAND STRENGTH		3 short-circuit tests at 7000 A 0.2s		
	CORROSION RESISTANCE		300 hours in salt mist (NFX41002)		
OTHER TESTS	ABILITY TO WITHSTAND VIBRATION		Acceleration from 7 to 16 g along 3 axes, 8 hours per axis.		
	RESISTANCE TO THERMAL SHOCK		-30°C / +70°C		
	RESISTANCE TO PRESSURE (colored water)		No leakage before: 250 Bar.		
APPLICATION EXAMPLE		TCR Signaling	AD connection	Double connection	

RAIL BOND

► ELECTRICAL CONNECTION TO THE RAIL



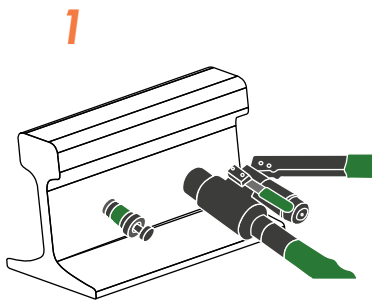
THREAD	M12	M12D	M12	M16	
DRILLING DIAMETER (mm)	Ø 19 > 19.2	Ø 19 > 19.2	Ø 22 > 22.2	Ø 22 > 22.2	
RAIL WEB THICKNESS	17 mm max.	16 – 18 mm	22 mm max.	22 mm max.	
PACKAGING BOX OF 10 EARTH BONDS + HARDWARE					
EARTH BOND P/N	80917 77918	77928	30987	30986	
APPROVAL			RAILTRACK	RAILTRACK	
BUSHING MATERIAL	Tin-plated copper	Tin-plated copper	Tin-plated copper	Tin-plated copper	
BUSHING LENGTH	17 mm	15.5 mm	22 mm	22 mm	
HARDWARE					
CONTACT SURFACE	1014 mm ²	925 mm ²	1451 mm ²	1451 mm ²	
ADAPTER BORING DRILL BIT	80396 80373	80396 80373	80365 80373	80365 80373	
INSTALLATION TOOL	PH4IN	PH4IN + draw stud 78410	PH4IN	PH6IN	
TORQUE WRENCH + SOCKET	80967 +OFACS18H	80967 +OFACS18H	80967 +OFACS18H	80968 +OFACS24H	
TIGHTENING TORQUE	80 Nm	80 Nm	80 Nm	150 Nm	
DIMENSIONS (MM)	Ø A B C D	30 5 17.5 24	30 4 15.5 24	30 5 22 31	35 5 22 37
(in rail thickness 16.5 mm)					
WEIGHT	93 gr	190 gr	122 gr	165 gr	
ELECTRICAL CHARACTERISTICS					
TOTAL ELECTRICAL RESISTANCE	15 µΩ	15 µΩ	10 µΩ	10 µΩ	
ELECTRICAL RESISTANCE OF THE EARTH BOND – RAIL CONTACT	5 µΩ	5 µΩ	3 µΩ	3 µΩ	
ELECTRICAL TESTS					
ABILITY TO WITHSTAND HEATING	1h00 at 250 A + 2h30 at 500 A + 1h30 at 2000 A.			1000 cycles of 5 minutes at 2800 A. Constant current 8 hours at 1000 A	
SHORT-CIRCUIT WITHSTAND STRENGTH				3 short-circuit tests at 34 000 A 1 s	
OTHER TESTS					
RESISTANCE TO THERMAL SHOCK				-30°C / +70°C	
APPLICATION EXAMPLE	Tramway				



BOND SETTING TOOLS

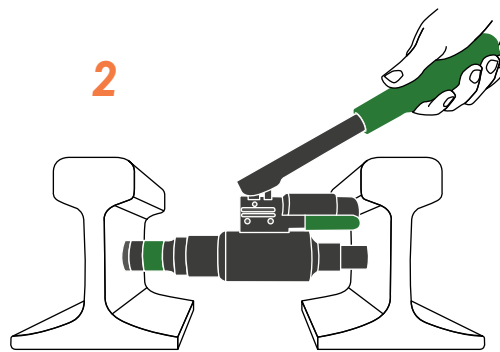
Rail bonds are set in place using a specific hydraulic tool that is used to fix the bond in the rail by expanding the bushing.

- Tool consisting of a calibrated manual hydraulic base and a pulling unit suited to the thread of the bond to be set.
- The tool and its pulling unit are identified by the same color code. There is a color for each setting force and the size of the bond to be set.
- Easy to use. Automatic release with an audible "click" when the set force is reached.
- Visual indication of the piston advance during crimping.
- Removable handle, enabling a rail bond to be set in a confined space (for example, junction crossing).
- A bushing remover (supplied with the tool) can be used to remove the rail bond if it has been damaged by an external aggression.

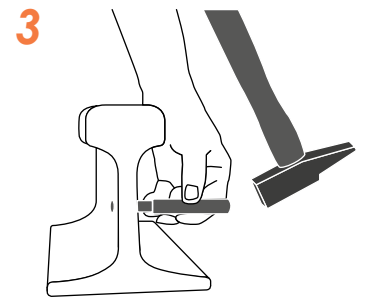


The pulling unit is screwed onto the rail bond and is positioned in the hole in the rail.

Pulling unit



The nose of the tool is placed over the knurled part of the pulling unit. The tool is pushed towards the rail and the pumping handle is actuated until it releases automatically. The piston is returned using the release trigger.



If the rail bond must be removed, the dowel will be removed using a mallet and the bushing will be removed using the bushing remover.

Bushing remover



PHxIN

► HYDRAULIC SETTING TOOLS FOR RAIL BONDS

A setting tool for each type of rail bond.

All PHxIN tools are supplied in a case, with a pulling unit and a bushing remover.

PH1IN

FORCE	STROKE	NOSE THREAD	DIMENSIONS (mm)
10 kN	7 mm	M6	350 x 115 x 50



PH3IN

FORCE	STROKE	NOSE THREAD	DIMENSIONS (mm)
27 kN	7 mm	M10	350 x 115 x 50



SNCF SYMBOL N°: 0.391.7650

PH4IN

FORCE	STROKE	NOSE THREAD	DIMENSIONS (mm)
37 kN	7 mm	M12	350 x 115 x 50



PH6IN

FORCE	STROKE	NOSE THREAD	DIMENSIONS (mm)
60 kN	7 mm	M16	350 x 115 x 50



XPH3IN - XPH4IN

Available in version with head to be connected to a 700-Bar hydraulic source, to set M10 and M12 rail bonds.



AS AN OPTION:

Pulling unit and bushing remover also available separately.



CASE

DIMENSIONS (mm)	WEIGHT	CAPACITY
515 x 235 x 75	6 kg	Case included in the tool part number. Location for 1 tool + 1 pulling unit + 1 bushing remover + 1 box of rail bonds (not supplied).

DP4CC



Tutoriel perçage Rail avec la DP4CC

<https://sbd.deephov.ai/p/mlx4rNt1ZkStjhej1Rp9>



SNCF APPROVAL
DP4CC1SA/DP4CC11A:
No 21272



BRUSHLESS MOTOR RAIL DRILLING MACHINE 2X54 V BATTERY-OPERATED

54 V
9 Ah



GAUGE CLEARANCE

with hook P/N 86806



PROTECTED FROM THE ELEMENTS

Designed for working in the rain with easy battery change



ERGONOMIC

Balanced carrying handle. Powerful LED lighting of the work area



ROBUST LIGHT PLASTIC HOUSING

Suitable for working in the field



ELECTRONIC & MECHANICAL PROTECTION

To protect against overload and overheating



HANGING, SPRAYING AND DRILLING ACCESSORY

Please contact us

18 V/54 V LI-ION 9/3 AH BATTERY

WEIGHT 1.46 kg

P/N DCB547



FLANK SET (fastening under the rail)

- > 95837: for rail 60E1-UIC60
- > 95839: for rail 50E6-U50-U36
- > 95840: for rail 46E2-U33



KIT FOR FASTENING TO RAIL

- > 86836-01



RAIL SHOES (fastening on the rail)

- > 86122: rail UIC60
- > 86123: rail U36/50
- > 86152: rail U33
- > 86149: rail UIC54
- > 86227: rail U69
- > 86228: rail DC-PO42
- > 86229: rail DC-OUEST 44
- > 86226: rail PLM48LP/EST45



DRILLING CAPACITY

Ø7.1 to 38 mm with drill bit or annular cutter with central coolant supply. See PAGE 194.

REDUCTION GEARBOX OIL (capacity)	0.25L
SPEED OF ROTATION	410 rpm
BATTERY LIFE (Ø23 mm drilling)	27 drilling operations
DIMENSIONS (L x w x h in mm)	580 x 400 x 230
WEIGHT (in operation)	19.300 kg
PROTECTION LEVEL (as per NF)	IP43
POWERFUL MOTOR	2300 W
SPINDLE TYPE	WELDON Ø19

QUIETER THAN THE DP3AC VERSION

Accepts flexvolt 54 V dewalt 6, 9 and 12 Ah batteries

DIMENSIONS (mm) 910 x 518 x 431

WEIGHT (empty case) 13 kg

P/N 95813

> Case, battery and charger supplied with the tool.

> Watertight, 113L, built-in lock, all-terrain wheels



20 V DOUBLE CHARGER

WEIGHT 1.2 kg

P/N DCB132




CHAMFERING TOOL

> A chamfer of approximately 0.5 mm is made on each side of the hole to remove sharp edges and defects on the outside of the hole caused by drilling.



DP4TH

SNCF APPROVAL:
No 21273



ICE ENGINE RAIL DRILLING MACHINE HONDA 50CC STAGE V

> P/N 86911



GAUGE ENGAGEMENT



PROTECTED FROM THE ELEMENTS

Designed for working in the rain with easy battery change



ERGONOMIC

Balanced carrying handle



ROBUST LIGHT PLASTIC HOUSING

Suitable for working in the field



HANGING, SPRAYING AND DRILLING ACCESSORY

Please contact us

PRESSURE SPRAYER

> 86800



BIODEGRADABLE CUTTING OIL (5L)

> 86801-01: straight oil



SPRAY CAN, BIODEGRADABLE OIL

> 93729



SPRAY KIT

> 94895



RAIL SHOES (fastening on the rail)

- > 86122: rail UIC60
- > 86123: rail U36/50
- > 86152: rail U33
- > 86149: rail UIC54
- > 86227: rail U69
- > 86228: rail DC-PO42
- > 86229: rail DC-OUEST 44
- > 86226: rail PLM48LP/EST45



DRILLING CAPACITY

Ø7.1 to 38 mm with drill bit
or annular cutter with central
coolant supply. See PAGE 194.



ENGINE OIL (0.13L)	SAE10W30 API-SJ
REDUCTION GEARBOX OIL (0.25L)	75W80
SPEED OF ROTATION	440 rpm
FUEL TANK AUTONOMY (Ø13,5 mm drilling)	50 drilling operations
DIMENSIONS (L x w x h in mm)	580 x 400 x 230
WEIGHT (in operation)	20 kg
FUEL(0.63L)	SP95,98,E5, E10
POWERFUL MOTOR	2HP, 50cc
SPINDLE TYPE	WELDON Ø19

HIGHER PERFORMANCE THAN THE DP3TH VERSIONS

(50% time-saving for Ø36 mm)
Meets the latest Stage V anti-pollution standards.

DIMENSIONS (mm) 910 x 518 x 431

WEIGHT (empty case) 13 kg

P/N 95813

> Watertight, 113L, built-in lock,
all-terrain wheels



POSITIONING ROD

(longitudinal for splicing holes)

- > 86871: splicing rod UIC60-U36-U50
- > 86874: splicing rod U33-39-55
- > 86875: splicing rod EST46
- > 86876: splicing rod PLM 48 LP



DRILL BITS & MILLING CUTTERS

► DRILLING TOOLS

Drilling a hole intended for a rail bond is an essential step to produce a high-quality rail connection while conserving rail strength.

For this reason, DUBUIS has chosen a drilling/reaming concept. Drilling with a reamer drill or a milling cutter is carried out in one operation: The 1st part of the tool drills the rail, the 2nd part reams the hole.

This technique guarantees an optimal surface finish and geometry, which cannot be obtained by drilling with a standard drill or annular cutter. To provide the best drilling quality, DUBUIS has chosen this method, in compliance with international standards on rail drilling.

DRILLING FOR ELECTRICAL CONNECTIONS

ONE-PIECE REAMER DRILL

The 1st part of the tool drills the rail, the 2nd part of the tool reams the hole. This technique provides the right surface finish, geometry and dimensions of the hole. These parameters, which are essential to conserve rail strength, are accurately controlled. Weldon drill shank Ø 19 mm.



Ø 8	Ø 13.5	Ø 19	Ø 22
30776	80164*	80165	80166
91287			

REAMER DRILL + ADAPTER RING

The drilling + reaming techniques are identical to those above. The drill shank is round. The adapter ring is used to adapt the drill bit to fit into the spindle of the drilling machine.



REAMER DRILL		
Ø 7.1	Ø 8.5	Ø 13.5
30712*	80312	86225
ADAPTER RING		
86868	86070	86859

ANNULAR CUTTER REAMER + EJECTOR

The drilling + reaming techniques are identical to those above. The reamer annular cutter requires less energy than the reamer drill, and has a longer lifetime.



REAMER ANNULAR CUTTER	
Ø 19	Ø 22
80396	80365
ANNULAR CUTTER EJECTOR	
80373	80373

DRILLING FOR FISH-PLATING

ANNULAR CUTTER

Ideal for drilling holes for fish-plating. The ejector is especially adapted to all our annular cutters. Maximum drilling thickness 25 mm. For thicknesses exceeding 25 mm, or other diameters, please contact us.



DIAMETER	P/N
Annular Cutter Ejector	93587
Ø 19	95245
Ø 20	95302
Ø 21	95303
Ø 22	95246
Ø 23	93585*
Ø 24	95247
Ø 25	93586*
Ø 26	95304
Ø 27	95305
Ø 27.5	95248
Ø 28	95306
Ø 30	95249
Ø 33	95250
Ø 36	95251

* Part numbers approved by the SNCF

TJ12

► HYDRAULIC RAIL TRACK JACK

SNCF APPROVAL: No DEO 19094

The TJ12 hydraulic jack is used to lift the rail during track maintenance operations. Perfect for manual rail stuffing, it is also the ideal lifting tool when connecting expansion joints.

- Stable and functional, it is equipped with a wide base for better support on the ballast.
- Ergonomic carrying handle.
- Hermetic tank, allowing work to be carried out in all positions: no inclination restriction.
- A pressure control calibrated at 9 t to guarantee operating safety in case of overload.
- Precise control of the load lowering speed through a load relief wheel.
- One-piece forged base improves the resistance of the TJ12 to the stresses encountered in its working environment.
- Very easy to use, requiring a low pumping force.



TECHNICAL CHARACTERISTICS


FORCE	9 000 daN
STROKE	223 mm
WEIGHT	19.500 kg
DIMENSIONS (mm)	150 × 280 × 375
LEVER LENGTH	910 mm
STANDARD	ASME B30.1, EN 1494:2009

BRE020

NEW

► **CATENARY TOOL, DECLAMPER**

COMING SOON



- > **CHOICE OF 2 JAWS**
fixed clamping/declamping
- > **CHOICE OF CENTER-TO-CENTER DISTANCES**, 2 positions for the fixed jaw depending on whether the clamp is short or long. For a given clamp, the BRE020 does not require a change of jaw to carry out clamping/declamping



- > **RECOVERY BIN**
Facilitates clamp retrieval. Easily dismountable for storage
- > **POSITIONING FROM ABOVE**
Facilitates and secures alignment for removal

NEOELEC™

CATENARY TOOL
CLAMPER-DECLAMPER

EXCELLENT WEIGHT-TO-PERFORMANCE RATIO
Shears the pins on clamps 4001,4006
Clamp installation and removal with intuitive positioning
Unblocks the most stubborn clamps.

SWITCHES OFF AUTOMATICALLY
To reduce battery consumption

ROTATIVE HEAD
90°.

LIGHTING
Workplace illumination by LED

AUTOMATIC RETURN
Automatic return at the end of the cycle, manual decompression possible

 *Do not use on live cables.*

CAPACITY

Covers most cases (single or double wire): VZC4000, VZC4001, VZC4005, VZC4006, VZC5049, VZC205116, VZC205165, VZC205164, VZC205150, VZC2011

STROKE	28 mm
FORCE	20 kN
DIMENSIONS WITH BATTERY (L x w x h in mm)	355 x 180 x 317
WEIGHT (with battery)	5.100 kg



DIMENSIONS (mm) 520 x 440 x 130

WEIGHT 2.300 kg

> Case and charger supplied with the tool.

> Accessories **NEOELEC™**
See **PAGE 94**.

BDL041

► CATENARY TOOL, HYDRAULIC KINK REMOVER

18V
2Ah



CONTACT WIRE
copper,
copper-cadmium,
copper-tin,
copper-magnesium



 **EXCELLENT WEIGHT-TO-PERFORMANCE RATIO**
up to 150 mm²

 **SWITCHES OFF AUTOMATICALLY**
To reduce battery consumption

 **ROTATIVE HEAD**
180°.

 **LIGHTING**
Workplace illumination by LED.

 **REMOVABLE HANDLE**

 *Do not use on live cables.*

STRAIGHTENING CAPACITY	107 - 150 mm ²
-------------------------------	---------------------------

FORCE	40 kN
--------------	-------

CYCLE TIME (depends on the contact wire)	8 - 9 s
---	---------

BATTERY LIFE (APPROX.)	90 cycles
-------------------------------	-----------

DIMENSIONS WITH BATTERY (L x w x h in mm)	390 x 80 x 210
--	----------------

WEIGHT (with battery)	4.950 kg
------------------------------	----------



DIMENSIONS (mm)	555 x 375 x 180
------------------------	-----------------

WEIGHT	3.900 kg
---------------	----------

> Case and charger supplied with the tool.

> Accessories **NEOELEC™**
See **PAGE 94**.

PAS

► WELD-ON CONNECTION PLATE

SNCF APPROVED

The weld-on plate is a system that is designed to make electrical connections on manganese steel rails.

- Support plate fitted with 3 short rail bonds Ø 13.5 mm to make 3 electrical connections on manganese switches.
- The rail bonds are protected by 3 covers to be removed after welding.
- Pre-fitting possible in the workshop on new equipment or directly on site for existing equipment.

Note: in compliance with procedure IPM-MR-1/00 N° 2001-093 dated 10/10/2001, this welding operation must be carried out by an approved operator.

- Supplied ready to be welded.



TECHNICAL CHARACTERISTICS

WEIGHT	1.200 kg
DIMENSIONS (mm)	200 x 60 x 12
RAIL BOND TYPE	Short rail earth bond Ø 13.5 – M10
HARDWARE TYPE	Anti-friction washer + M10 stainless steel self-locking washer nut
TIGHTENING TORQUE FOR THE CONNECTIONS	40 Nm



PRCC

► BUSBAR FOR SHIFTED CONNECTION

PRCC-UIC60: SNCF SYMBOL 7.952.0905

PRCC-U50: SNCF SYMBOL 7.952.0920

The busbar is used to shift the cable connection point underneath the rail. Used to connect power factor correction capacitors, the PRCC provides electrical continuity between the rail and the cable.

- Protects the connection and the cable when track maintenance vehicles run on the track.
- Follows the rail profile perfectly.
- Easy to fit by applying the same tightening torque on the mounting nut and the connecting nut.
- 2 SNCF symbolized part numbers: UIC60 and U50 profiles. Also exists for UIC54 rail profiles (not SNCF symbolized).
- Supplied in individual packaging with hardware to fasten the cable.

CHARACTERISTICS

HARDWARE TYPE M6 stainless steel self-locking washer nut

MATERIAL Tin-plated copper

TIGHTENING TORQUE 10 Nm



MPR / CABLES

For the French market, these products are marketed by BARIOT

► RAIL FOOT CLAMP TEMPORARY CONNECTION CABLES

RAIL FOOT CLAMP



TECHNICAL CHARACTERISTICS

WEIGHT	2.300 kg
CLAMPING CAPACITY	10 to 23 mm
CABLE CONNECTION	M10 and M12 screws
RAIL NETWORKS	750 V / 1 500 V / 3 000 V 15 000 V / 25 000 V

NON SNCF-APPROVED

The MPR rail foot clamp, joined to the TPU2 switch rod head via the connecting cable, is used to establish equipotentiality between overhead line and the rail or any other metallic structure.

- Quick and easy to fit, by screwing firmly by hand, without any additional tools.
- A diamond brad plate and a support ring made from high-strength steel provide the contact, even on oxidized rails.
- It is used on all "Vignole" rails, on the switches of crossings and catenary supports.
- Supplied with M12 hardware.

AS AN OPTION:

- Diamond brad wear gauge.
- Brad plate and support ring replacement kit.

TEMPORARY CONNECTION CABLES



SNCF-APPROVED EQUIPMENT

The connecting cable provides the connection between the switch rod head and the rail foot clamp.

- Round copper braid (strand Ø 0.2 mm).
- Protected by a high-strength transparent silicon sheath.
- Equipped with 2 reinforced embossed lugs with crimping on insulation and M12 terminal hole.

TECHNICAL CHARACTERISTICS

NETWORK	LENGTH	2 m	3 m	4.5 m	10 m
25 000 V SECTION 40 mm ²	TYPE	RR 40-2 S	CV 40-3 S	RS 40-4.5 S	CLR 40-10 S
	WEIGHT	1.200 kg	1.600 kg	2.150 kg	4.400 kg
DUBUIS P/N SNCF		82939	82940	82949	82941
		0.392.6333	0.392.6332	0.392.6331	0.392.6330
1 500 V SECTION 95 mm ²	TYPE	CV 95-2 S	RS 95-3 S	RS 95-4.5 S	CLR 95-10 S
	WEIGHT	2.200 kg	3.200 kg	4.500 kg	10.000 kg
DUBUIS P/N SNCF		77924	78929	77923	82954
		0.392.6338	/	0.392.6336	0.392.6335

DIFFERENT TYPES OF CONNECTION ARE POSSIBLE

CLR: Rail Grounding Connection
CV: Flying Connection
RS: Rail / Support Connection
RR: Rail / Rail Connection
Connection extension

MPRG / CABLES

For the French market, these products are marketed by BARIOT

GROOVED RAIL FOOT CLAMP



TECHNICAL CHARACTERISTICS

WEIGHT	1.700 kg
CABLE CONNECTION	M12 screws
RAIL NETWORKS	750 V or other, equipped with grooved rail

TEMPORARY CONNECTION CABLES




► GROOVED RAIL FOOT CLAMP TEMPORARY CONNECTION CABLES

The MPRG rail foot clamp, joined to the TPU-Tram switch rod head via the connecting cable, is used to establish equipotentiality between overhead contact line and the grooved rail.

- Specially suited to the grooved rail used on the networks Trams, in particular on rail RI60 and 35GTF. *(For other types of rail, please contact us)*
- 4 diamond brad plates, separated by tightening a toothed screw made from high-strength steel provide the contact, even on oxidized rails.
- Connection to the connecting cable via an M12 stainless steel screw.
- Supplied with M12 hardware.

AS AN OPTION:

- A groove wear adjustment kit consisting of 4 wedges 2 mm thick to be placed under the brad plates.
- Brad plate replacement kit.



Cable + MPRG + wrench

The connecting cable provides the connection between the switch rod head and the rail foot clamp.

- Round copper braid (strand \varnothing 0.2 mm).
- Protected by a high-strength transparent silicon sheath.
- Equipped with 2 reinforced embossed lugs with crimping on insulation and M12 terminal hole.

Available in 25 mm², 40 mm² and 95 mm² sections, and lengths of 2 m, 7 m and 10 meters *(for other lengths, please contact us)*.

TPU2

▶ DOUBLE ARCH UNIVERSAL SWITCH ROD HEAD



NON SNCF-APPROVED

The purpose of the TPU2 double-arch switch rod head is to allow the short-circuit current to flow between the overhead line and the connecting cable.

- Quick and easy to use, without any associated action, by simply placing it on the cable.
- Head profile enabling it to be placed onto cables or tubular sheathing of diam. 10.5 to 49.5 mm, as well as onto twin 1 500-Volt contact wires.
- Flexible conductive braid providing a large contact surface, even when the pole is subject to oscillation (wind, trains passing on the adjacent track, etc.).
- Suitable thread for SNCF-approved insulating poles.
- It can be connected to 40 or 95-mm² connecting cable (or other cables depending on the networks) using M12 hardware.
- Supplied in individual packaging.

AS AN OPTION:

- Contact braid replacement kit containing: 10 braids + hardware (P/N 82813).




TECHNICAL CHARACTERISTICS

WEIGHT	1.160 kg
RAIL NETWORKS	750 V 1 500 V 3 000 V 15 000 V 25 000 V
SHORT-CIRCUIT WITHSTAND STRENGTH	80,000 A

PITM

► INSULATED TELESCOPIC POLE WITH FOAM-COVER UPPER TUBE



NON SNCF-APPROVED

The telescopic insulating pole can be used to place the universal switch rod head on the overhead wire during verification or lockout operations on live cables, such as voltage detection or grounding operations.

- Wraparound threaded end designed to be fitted with a DT1036 / DT2025 voltage detector or a TPU2 / TPU-Tram switch pole head.
- Foam-covered upper tube providing electrical insulation that protects the user should there be any induced currents or short-circuits.
- Locking system that is applied by rotating the grooved ring for fast adjustment of the useful length of the pole.
- Tube anti-rotation system when the pole is fully extended.
- Reflective strips making the pole easy to locate during night work.
- Removable plug designed to absorb shocks, protecting a threaded ring to connect the extension.

AS AN OPTION:

- 2-metre extension (P/N 82914-01) to reach the highest points of the catenary.
- Siliconized cloth (P/N 78210) for regular tube maintenance.
- Carrying case for 1 (P/N 77345) or 2 units (P/N 78211).
- All the components can be removed and are available as spare parts, including the upper foam-covered tube to upgrade older model Dubuis poles.

TECHNICAL CHARACTERISTICS

WEIGHT	3.500 kg
LENGTH	2.15 m to 5.60 m (or 7.60 m with extension)
RAIL NETWORKS	750 V 1 500 V 3 000 V 15 000 V 25 000 V
RED TUBE	Foam-covered upper tube in compliance with standard IEC 60855-1
WHITE TUBES	Hollow middle and lower tubes in compliance with standard IEC 61235



TPU-TRAM

► TRAM SWITCH POLE HEAD



RATP-APPROVED

The purpose of the TPU-Tram Tramway switch rod head is to allow the short-circuit current to flow between the overhead contact line and the rail connecting cable.

- Quick and easy to use, without any associated action, by simply placing it on the cable.
- Flexible conductive braid providing a large contact surface, even when the pole is subject to oscillation (wind, trains passing on the adjacent track, etc.).
- Specially suited to tramway networks, with a stainless-steel hook that makes the removal of the upper pole safe in the urban environment.
- Suitable thread for Dubuis PIM-Tram and PITM insulating poles.
- It can be connected to 40 or 95-mm² connecting cable (or other cables depending on the networks) using M12 hardware.
- Supplied in individual packaging.

AS AN OPTION:

- Contact braid replacement kit containing 10 braids + hardware (P/N 82813).



TECHNICAL CHARACTERISTICS

WEIGHT	0.920 kg
RAIL NETWORKS	750 V 1 500 V
SHORT-CIRCUIT WITHSTAND STRENGTH	35 000 A

PIM-TRAM

► TRAMWAY INSULATED TELESCOPIC POLE

RATP-APPROVED

The PIM-Tram Insulated Telescopic pole is particularly suited for use on Tramway networks. It consists of 2 parts and can be used to install the voltage detector or the universal switch rod head on the overhead contact line during verification or lockout operations on live cables, such as voltage detection or grounding operations. The cone located at the base of the upper tube indicates a work site.



TOP SECTION:

- Part intended to remain separate or permanently assembled to the top section, on the contact wire throughout the duration of the work.
- Wraparound threaded end designed to be fitted with a DT1036 voltage detector or a TPU2 switch rod head.
- Foam-covered upper tube provides electrical insulation that protects the user should there be any induced currents or short-circuits.
- The base is fitted with a reception cone to facilitate interlocking the lower section.
- Reflective cone used to indicate the work site.

BOTTOM SECTION:

- Adjustable telescopic section equipped with a bayonet, which interlocks with the upper section by rotating the pole half a turn.
- 1 bottom section can be used to fit or remove several top sections.
- Locking system that is applied by rotating the grooved ring for fast and solid adjustment of the useful length of the pole.
- Tube anti-rotation system when the pole is fully extended.
- Reflective strip making the pole easy to locate during night work.
- Removable plug designed to absorb shocks, covering a threaded ring to connect the extension.

AS AN OPTION:

- 2-metre extension (P/N 82914-01) to reach the highest points of the catenary.
- Siliconized cloth (P/N 78210) for regular tube maintenance.
- Carrying bag for 1 (P/N 77345) or 2 units (P/N 78211).
- All the components can be removed and are available as spare parts.

TECHNICAL CHARACTERISTICS

WEIGHT	1.200 kg + 2.600 kg
LENGTH	1.30 m + 2.20 to 3.90 m 5.90 m with extension
NETWORKS	750 V (or +)
RED TUBE	Foam-covered upper tube (standard IEC 60855-1) + reflective signaling cone
WHITE TUBES	Hollow middle and lower tubes (standard IEC 61235)

PEC 1000

► CATENARY VEHICLE POLE P/N 82935-02



NON SNCF-APPROVED

The PEC1000 catenary vehicle pole is used to place the switch pole head on the catenary wire during verification or lockout operations on live cables, such as grounding operations.

- Length 1 meter ideal for grounding the catenary from a vehicle or aerial lift.
- Insulated tube protecting the user from any induced current and short-circuit current.
- Wraparound threaded end designed to be fitted with the TPU2 switch pole head.
- Hand guard placed at a safe distance to protect the user from any induced currents of short-circuit currents.
- Reflective strip making the pole easy to locate during night work.
- Ergonomically-designed, non-slip shock-absorbing handle.

TECHNICAL CHARACTERISTICS

WEIGHT	0.560 kg
LENGTH	1 meter
RAIL NETWORKS	1 500 V / 3 000 V 15 000 V / 25 000 V

CONE & BAYONET

► ADAPTER TO FIT PPE HOOK



This adapter assembly, which consists of a reception cone and a bayonet, is used to fit and remove safety line hooks

RECEPTION CONE

- Used to fit the safety line hook.
- Made from flexible material with a reflective strip, provides good shock resistance and good visibility on site.
- Its conical shape helps to guide the pole / bayonet assembly.
- A reflective strip acts as a marker to align it with the marking on the bayonet when the 2 parts are joined together.

BAYONET

- Screws directly onto the SNCF-approved poles.
- A simple rotation of approximately $\frac{1}{2}$ a turn of the pole in the cone interlocks the 2 parts.

TECHNICAL CHARACTERISTICS

CONE WEIGHT	0.520 kg
CONE DIMENSIONS	Ø max: 150 mm Height: 380 mm
BAYONET WEIGHT	0.200 kg
BAYONET DIMENSIONS	Ø max: 40 mm Height: 130 mm



PEP

► TEMPORARY OVERHEAD CONTACT DROPPER



SNCF-APPROVED

The Temporary Overhead Contact Dropper is used during operations to replace the contact wire on the 1500-volt catenary with auxiliary bearer cable.

It is installed in place of the dropper before the maintenance operation and is used to quickly replace the used contact wire by a new wire, during the winding/unwinding operation.

- Made entirely from steel, thereby providing mechanical strength and durability.
- Excellent reliability in terms of resistance, even in bends.
- Very quick and easy to fit: placed on the grooves of the catenary wire and clamped by manual pressure, then clipped onto the auxiliary bearer cable.
- Developed for the 1 500 V French network, it can be used on contact wires of 107 and 150 mm², as well as on auxiliary bearer cables of 104, 143 and 178 mm².

TECHNICAL CHARACTERISTICS

WEIGHT	0.329 kg
RAIL NETWORKS	1,500 V
DIMENSION BETWEEN THE CONTACT WIRE AND AUXILIARY BEARER CABLE	200 mm
MAXIMUM WORKING LOAD	120 kg
MINIMUM BREAKING LOAD	360 kg
MINIMUM SLIDING RESISTANCE	50 kg



AS AN OPTION:

- Plastic storage box with lid, and wooden packing with individual compartments for easy storage and removal. Capacity 72 PEPs. Supplied empty. (P/N 82008).

The Cantilever Unit Set supports the mechanical strain produced when replacing cantilever units or section insulators on catenary posts.

Fitted on the support, the cantilever foot is used to support the Cantilever Unit or Insulator Changing tool components to carry out maintenance operations on the 1 500 V or 25 000 V network.

PROVIDED UPON REQUEST

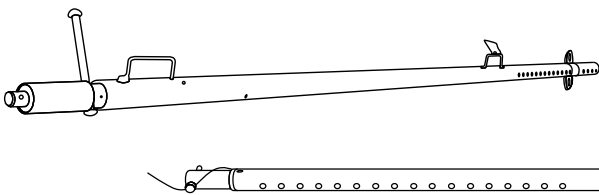
TECHNICAL CHARACTERISTICS

WEIGHT	15.600 kg
DIMENSIONS (mm)	750 × 300 × 300



TECHNICAL CHARACTERISTICS

CANTILEVER UNIT DIMENSIONS (mm)	3 425 × 95 × Ø 32.5
EXTENSION DIMENSIONS (mm)	1 000 × Ø 32.5

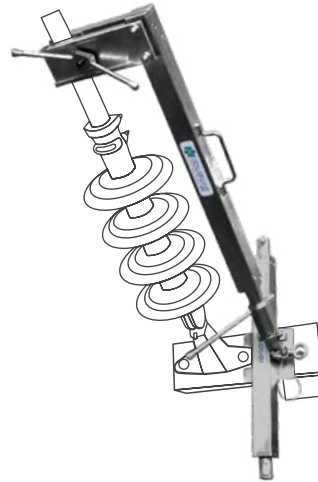


TECHNICAL CHARACTERISTICS

WEIGHT	16.400 kg
DIMENSIONS (mm)	1 040 × 420 × 220



► CANTILEVER UNIT INSULATOR CHANGING TOOL



CANTILEVER FOOT

- Enables fast, powerful and efficient fitting of Cantilever Unit or Insulator Changing tool components on "H" posts.
- Supplied with 3 adapters:
 - "H" adapter 100/120 for fitting on props
 - "U" adapter 160 × 65 for fitting on pole braces
 - Compensation plate with thickness to match the profile of the supports.

CANTILEVER UNIT

- The cantilever unit head fits onto the bearer cable and can be positioned in different places on the cantilever unit tube.
- Two eyelets are provided to attach the pulling winches.
- This system can be equipped with a 1-metre extension (as an option).

UNIT INSULATOR CHANGING TOOL

- Strong attachment onto tube with diameter 35 to 50 mm.
- Clamping jaws equipped with polyurethane linings for optimum adhesion without marking the tubes.
- The tube can be moved easily and precisely relative to the post using the screw jack.

VHIS1500

► SECTION INSULATOR SETTING AND REMOVING TOOL



SNCF APPROVAL N° IMT 08046

The VHIS1500 tool is designed to fit or replace section insulators on the 1 500-V network.

TECHNICAL CHARACTERISTICS

FORCE	50 kN
WEIGHT	16 kg max.
DIMENSIONS (mm) DEPENDING ON EXTENSION	779 × 146 × 186 1 079 × 146 × 186
WORKING PRESSURE	700 Bar
NETWORK	1 500 V

- Powerful tool used to locally remove (over the length of the tool) the mechanical strain in the contact wire, by moving the jaws closer together.
- Compatible on 1 500-V single and double catenary wire networks.
- Equipped with 2 interchangeable extensions designed to fit and replace Galland section insulators (see cross-reference table below).
- 3 cutting plates protect each extension when cutting the contact wire.
- Powered by a 700-Bar hydraulic source (GHA702, BGH700, PHE705, PHE706, etc.).
- A flow limiter releases the tension safely and makes section insulator setting easier

CHOICE OF EXTENSIONS DEPENDING ON THE INSULATOR



EXTENSION P/N 82888-476



EXTENSION P/N 82889-708

NUMBER OF WIRES	EXTENSION P/N 82888-476		EXTENSION P/N 82889-708			
	1	2	1	1	2	2
CLAW P/N	211379	211375	JG1776	JG1776	JG2178	JG1854
NUMBER OF BOLTS	4	4	3	4	3	4
INSULATOR P/N	11640	11640	11662	11662	11662	11662

METAL CASE



DIMENSIONS (mm)	850 × 320 × 200
WEIGHT	14.350 kg
P/N	Supplied with the tool
CAPACITY	VHIS1500 + 2 extensions

VHIS25000

▶ SECTION INSULATOR SETTING AND REMOVING TOOL



SNCF APPROVAL N° DPI 14082

The VHIS25000 tool is designed to fit or replace section insulators on the 25 000-V network.

- Powerful tool used to locally remove (over the length of the tool) the mechanical strain in the contact wire, by moving the jaws closer together.
- Compatible on 25 000-V single catenary wire networks.
- Equipped with 2 interchangeable extensions designed to fit and replace Galland section insulators (see cross-reference table below).
- Powered by a 700-Bar hydraulic source (GHA702, BGH700, PHE705, PHE706, etc.)
- A flow limiter releases the tension safely and makes section insulator setting easier

TECHNICAL CHARACTERISTICS

FORCE	30 kN
WEIGHT	12 kg max.
DIMENSIONS (mm) DEPENDING ON EXTENSION	1 135 × 62 × 162 1 250 × 62 × 162
WORKING PRESSURE	700 Bar
NETWORK	25 000 V

CHOICE OF EXTENSIONS DEPENDING ON THE INSULATOR

	EXTENSION P/N 83834		EXTENSION P/N 83835	
NUMBER OF WIRES	1	1	1	1
CLAW P/N	JG1363 / 211628	JG2132 / 211612	JG1363 / 211628	JG2132 / 211612
NUMBER OF BOLTS	3	4	3	4
INSULATOR P/N	JG1352 / 211625	JG1352 / 211625	JG2202	JG2202

PLASTIC CASE



DIMENSIONS (mm)	1,230 × 260 × 115
WEIGHT	2.640 kg
P/N	Supplied with the tool
CAPACITY	VHIS25000 + 2 extensions

BETP

► DROPPER CRIMPING TEST BENCH



> P/N 82909-01

TRACTION FORCE 2.0 to 2.5 kN

DIMENSIONS (mm) 500 x 190 x 80

WEIGHT without jaws: 7.30 kg
with jaws and case: 11.200 kg

• 3 jaw sizes included for:

- Stainless steel or bronze droppers Ø 5 mm P/N 82895
- Earth cable 40 mm² (Ø 11.5 mm) P/N 82893
- Earth cable 95 mm² (Ø 16 mm) P/N 828994



NON SNCF-APPROVED

200 daN test bench for crimp strength tests on stainless steel and bronze droppers, or earth cables.

- Non-destructive tests.
- Pulling force reached with a few pumping actions only.
- Applied pressure is checked in real time on a range test gauge.
- The red mark located on the tool frame is used to check that there is no connector slippage.
- Cable to be tested firmly clamped in a hydraulic vice equipped with suitable jaws to avoid damage.



CASE

DIMENSIONS (mm) 600 x 400 x 185

WEIGHT (empty) 3.260 kg

CAPACITY tool + 3 clamping jaws

PERSONAL NOTES


A large area of the page is filled with horizontal dotted lines, providing space for personal notes.



SANITARY CRIMPING TOOLS



Dubuis has a broad range of tools
for sanitary crimping tasks



SANITARY RANGE

SANITARY RANGE		MPP040	page 216
		BPL062	page 217
		MJL034	page 218
		BJP034	page 219
DIE SETS & PLIERS	DIE SETS MPP040 AND BPL062		page 222
	PLIERS MJL034 AND BJP034		page 223

1 TOOL - 3 TRADES

ELECTRICIAN - PLUMBER - HEATING ENGINEER

MANUAL CRIMPING PRESS



QUICK OPENING & CLOSING
Easy to replace die sets.

MPP040

 **ROTATIVE HEAD**
180°.




 Do not use on live cables.

 **THE MOST COMPACT TOOL ON THE MARKET**

 **COMPATIBLE DIE SETS**
With tool **BPL062**.

 **LIGHT & ERGONOMIC**
One hand crimping.


STROKE	9.5 mm
FORCE	34 kN
DIMENSIONS (L x w x h in mm)	255 x 55 x 195
WEIGHT	1.680 kg



APPLICATIONS	CROSS-SECTIONS
 Copper lugs and sleeves – NFC 20-130	4 > 150 mm ²
 Bare or pre-insulated copper/aluminum sleeves – EDF	E54 > E215
 Copper/aluminum lugs and sleeves – DIN 48083	KZ4 > KZ22
 C-shaped connectors	C6 > C16
 Pre-rounding	10 > 120 mm ²
 Copper lugs and sleeves – NFC 20-130	10 > 95 mm ²

MATERIAL	PROFILE	DESCRIPTION
PER	Dn	Dn12 to Dn20
PER	H	H12 to H20
Multilayer	F	F14 to F20
Multilayer	U	U14 to U20
Multilayer	TH	TH12 to TH20

> Interchangeable die sets



DIMENSIONS (mm)	390 x 320 x 95
WEIGHT (with tool)	2.680 kg

> Case supplied with the tool.

1 TOOL - 3 TRADES

ELECTRICIAN - PLUMBER - HEATING ENGINEER

BATTERY-OPERATED CRIMPING PRESS



QUICK OPENING & CLOSING
Easy to replace die sets.



VERY LIGHT HEAD
Excellent weight-to-capacity ratio.



COMPATIBLE DIE SETS
With tool MPP040.





ROTATIVE HEAD
180°.



Do not use on live cables.

NEOELEC™
BPL062

STROKE	13 mm
FORCE	62 kN
CRIMPING TIME (depends on cross-section to be crimped)	3 to 5 s
BATTERY LIFE (approx. on 185 mm ² copper)	220 crimps
DIMENSIONS (L x w x h in mm)	128 x 75 x 395
WEIGHT (with battery)	3.250 kg



APPLICATIONS	CROSS-SECTIONS
⊘ Copper lugs and sleeves – NFC 20-130	6 > 300 mm ²
⊘ Copper/aluminum lugs and sleeves – DIN 48083	KZ6 > KZ34
⊘ C-shaped connectors	C10 > C50
⊘ Pre-rounding	25 > 240 mm ²
⊘ Bare or pre-insulated copper/aluminum sleeves	E54 > E280

MATERIAL	PROFILE	DESCRIPTION
PER	CO	CO12 to CO25
PER	Dn	Dn12 to Dn32
PER	H	H12 to H32
Multilayer	F	F14 to F32
Multilayer	U	U14 to U32
Multilayer	TH	TH12 to TH32
Cu	VIEGA	V12 to V28
Stainless steel	MAPRESS	M14 to M28
	GEBERIT	G16 to G32

> Interchangeable die sets



DIMENSIONS (mm)	471 x 415 x 116
WEIGHT (with tool)	5.500 kg

> Case supplied with the tool.

MANUAL CRIMPING PRESS



FAST, SIMPLE & RELIABLE SYSTEM



ROTATIVE HEAD
300°.




COMPATIBLE PLIERS
With tool **BJP034**.



2-SPEED HYDRAULIC SYSTEM
Less pumping action required.

MJL034

STROKE	40 mm
FORCE	34 kN
DIMENSIONS (L x w x h in mm)	482 x 82 x 135
WEIGHT (without pliers)	2.650 kg



MATERIAL	PROFILE	DESCRIPTION
Cu	V	V12 - V14 - V15 - V16 - V18 - V22 - V28
STAINLESS STEEL	M	M14 - M16 - M28
PER	CO	CO12 - CO16 - CO20 - CO25
PER	Dn	Dn12 - Dn16 - Dn20 - Dn25 - Dn32
PER	H	H12 - H14 - H16 - H17 - H18 - H20 - H25 - H26 - H32
Multilayer	U	U14 - U16 - U18 - U20 - U25 - U32
Multilayer	TH	TH12 - TH14 - TH15 - TH16 - TH17 - TH18 TH20 - TH25 - TH40 - TH50



DIMENSIONS (mm)	482 x 82 x 135
WEIGHT (with tool)	2.8 kg

> cover supplied with the tool.

BATTERY-OPERATED CRIMPING PRESS



FAST, SIMPLE & RELIABLE SYSTEM



NEOELEC™
BJP034




ROTATIVE HEAD
300°.



COMPATIBLE PLIERS
With tool MJL034.

STROKE	40 mm
FORCE	34 kN
DIMENSIONS (L x w x h in mm)	395 x 95 x 330
WEIGHT (without pliers, with battery)	4.280 kg



MATERIAL	PROFILE	DESCRIPTION
Cu	V	V12 - V14 - V15 - V16 - V18 - V22 - V28
STAINLESS STEEL	M	M14 - M16 - M28
PER	CO	CO12 - CO16 - CO20 - CO25
PER	Dn	Dn12 - Dn16 - Dn20 - Dn25 - Dn32
PER	H	H12 - H14 - H16 - H17 - H18 - H20 - H25 - H26 - H32
Multilayer	U	U14 - U16 - U18 - U20 - U25 - U32
Multilayer	TH	TH12 - TH14 - TH15 - TH16 - TH17 - TH18 TH20 - TH25 - TH40 - TH50



DIMENSIONS (mm)	594 x 494 x 149
WEIGHT (with tool)	8.400 kg

> Case supplied with the tool.

DIE SETS MPP040 - BPL062

SYSTEM	PROFILE	DUBUIS P/N	MPP040	BPL062	SYSTEM	PROFILE	DUBUIS P/N	MPP040	BPL062
	H 12	62202	✓	✓		H 12 OFF-CENTER	62287	✓	✓
	H 14	62203	✓	✓		H 14 OFF-CENTER	62288	✓	✓
	H 16	62204	✓	✓		H 16 OFF-CENTER	62289	✓	✓
	H 17	62208	✓	✓		H 17 OFF-CENTER	62290	✓	✓
	H 18	62205	✓	✓		H 18 OFF-CENTER	62291	✓	✓
	H 20	62206	✓	✓		H 20 OFF-CENTER	62292	✓	✓
	H 25	62201	-	✓					
	H 26	62207	-	✓					
	H 32	62208	-	✓					
	U 14	62218	✓	✓		U 14 OFF-CENTER	62233	✓	✓
	U 16	62219	✓	✓		U 16 OFF-CENTER	62234	✓	✓
	U 18	62220	✓	✓		U 18 OFF-CENTER	62235	✓	✓
	U 20	62221	✓	✓		U 20 OFF-CENTER	62236	✓	✓
	U 25	62222	-	✓					
	U 32	62223	-	✓					
MAPRESS	M 14	62216	-	✓					
	M 16	62217	-	✓					
	M 28	62200	-	✓					
	F 14	62211	✓	✓					
	F 16	62212	✓	✓					
	F 20	62213	✓	✓					
	F 26	62214	-	✓					
	F 32	62215	-	✓					
COMAP	CO 12	62224	✓	✓					
	CO 16	62225	✓	✓					
	CO 20	62226	✓	✓					
	CO 25	62227	-	✓					
VIPER	Dn 12	62224	✓	✓					
	Dn 16	62225	✓	✓					
	Dn 20	62226	✓	✓					
	Dn 25	62227	-	✓					
	Dn 32	62226	-	✓					
VIEGA	V 12	62191	-	✓		V 12 OFF-CENTER	62293	-	✓
	V 14	62209	-	✓		V 14 OFF-CENTER	62294	-	✓
	V 15	62192	-	✓		V 15 OFF-CENTER	62295	-	✓
	V 16	62210	-	✓		V 16 OFF-CENTER	62296	-	✓
	V 18	62193	-	✓		V 18 OFF-CENTER	62297	-	✓
	V 22	62194	-	✓					
	V 28	62195	-	✓					
GENERIT	G 16	62187	-	✓					
	G 20	62188	-	✓					
	G 26	62189	-	✓					
	G 32	62190	-	✓					
	TH 12	62135	✓	✓		TH 12 OFF-CENTER	62280	✓	✓
	TH 14	62136	✓	✓		TH 14 OFF-CENTER	62281	✓	✓
	TH 15	62137	✓	✓		TH 15 OFF-CENTER	62282	✓	✓
	TH 16	62138	✓	✓		TH 16 OFF-CENTER	62283	✓	✓
	TH 17	62139	✓	✓		TH 17 OFF-CENTER	62284	✓	✓
	TH 18	62140	✓	✓		TH 18 OFF-CENTER	62285	✓	✓
	TH 20	62141	✓	✓		TH 20 OFF-CENTER	62286	✓	✓
	TH 25	62142	-	✓					
	TH 26	62143	-	✓					
	TH 32	62144	-	✓					

ELECTRIC DIE SETS D40-BPL062

PROFILE	DUBUIS P/N	D40	BPL062
4 mm ²	93487	✓	✓
6 mm ²	93488	✓	✓
10 mm ²	93489	✓	✓
16 mm ²	93490	✓	✓
25 mm ²	93491	✓	✓
35 mm ²	93492	✓	✓
50 mm ²	93493	✓	✓
70 mm ²	93494	✓	✓
95 mm ²	93495	✓	✓
120 mm ²	93496	✓	✓
150 mm ²	93497	✓	✓
185 mm ²	84115		✓
240 mm ²	84116		✓
300 mm ²	78453		✓

Die sets for tubular copper lugs and sleeves NFC20-130

PLIERS MJL034 - B JL034

SYSTEM	PROFILE	DUBUIS P/N	MJL034	B JL034	SYSTEM	PROFILE	DUBUIS P/N	MJL034	B JL034
	G 16	93373	✓	✓		U 14	93414	✓	✓
	G 20	93374	✓	✓		U 16	93415	✓	✓
	G 26	93375	✓	✓		U 18	93416	✓	✓
	G 32	93376	✓	✓		U 20	93417	✓	✓
	G 40	93377	✓	✓		U 25	93418	✓	✓
	G 50	93378	✓	✓		U 32	93419	✓	✓
	H 12	93379	✓	✓		U 40	93420	✓	✓
	H 14	93380	✓	✓		U 50	93421	✓	✓
	H 16	93381	✓	✓		V 12	93422	✓	✓
	H 20	93382	✓	✓		V 14	93423	✓	✓
	H 25	93383	✓	✓		V 15	93424	✓	✓
	H 26	93384	✓	✓		V 16	93425	✓	✓
	H 32	93385	✓	✓		V 18	93426	✓	✓
	HA 12	93386	✓	✓		V 22	93427	✓	✓
	HA 16	93387	✓	✓		V 28	93428	✓	✓
	HA 20	93388	✓	✓		V 35	93429	✓	✓
	HA 26	93389	✓	✓		V 45	93430	✓	✓
	HA 32	93390	✓	✓		V 54	93431	✓	✓
	HA 40	93391	✓	✓					
	M 12	93392	✓	✓					
	M 14	93393	✓	✓					
	M 15	93394	✓	✓					
	M 16	93395	✓	✓					
	M 18	93396	✓	✓					
	M 22	93397	✓	✓					
	M 28	93398	✓	✓					
	M 35	93399	✓	✓					
	M 42	93400	✓	✓					
	M 54	93401	✓	✓					
	TH 12	93402	✓	✓					
	TH 14	93403	✓	✓					
	TH 15	93404	✓	✓					
	TH 16	93405	✓	✓					
	TH 17	93406	✓	✓					
	TH 18	93407	✓	✓					
	TH 20	93408	✓	✓					
	TH 25	93409	✓	✓					
	TH 26	93410	✓	✓					
	TH 32	93411	✓	✓					
	TH 40	93412	✓	✓					
	TH 50	93413	✓	✓					

TOOL INSPECTION



Test gauges and manometers are precision measuring instruments that are used to check compliance of the force developed by a tool or a hydraulic source, within just a few minutes.

- Periodic checks of all your hydraulic tools are necessary to guarantee the force developed by these tools and therefore, their ability to perform the work to which they are dedicated.
 - Simple quick check.
- Each model is suited to the type of tool to be checked and the measuring range.
- **Needle pressure gauge:** the tool pressure is checked and is compliant when the needle is located within the green range at the moment of release.
- **Digital test gauge** - required for tools **NEOELEC™**
Used to read peak value (maximum value reached by the tool). To read the verification value, see the cross-reference table provided.

> All our dynamometers and manometers are supplied in a case, with their calibration certificate.

> For the verification of other tools, **please contact us.**

TEST GAUGE FOR CRIMPING TOOLS

Used to check the calibration of manual and battery-operated crimping tools.

> Fits directly in the tool head, if necessary fitted with adapters.



- D31, D31-Elec, BPE031, BPL031
– P/N: **300342-DIG**
- D36, D36-Elec, BPE036, BPL036
– P/N: **300436-DIG**
- D31, D31-Elec, BPE031, BPL031, D36, D36-Elec, BPE036, BPL036
– P/N: **300791-DIG**
- D62, D62-Elec, BPL062, BPP062
– P/N: **300234-DIG**
- C130, C130-Elec, H130, H130-Elec, BPP130
– P/N: **30910-DIG**

> With removal of the head from the tool.

- D51, D55 Elec, BPE055, BPL055
– P/N: **300405-DIG**

MANOMETER FOR POWER PACKS & PUMPS

Used to check calibration of a hydraulic source. It is connected directly onto the hose, in place of a hydraulic head.

- GHA702, BGH700, PHE705, PHE706, PHP700
– P/N: **82812-BAR**

TEST GAUGES FOR RAIL BOND SETTING TOOLS

Used to check the calibration of a PHxIN rail bond setting tool. It is slotted into the tool head, in place of the pulling unit.

- PH1iN, PH2iN, PH3iN: P/N: **30952**
- PH4iN, PH6iN: P/N: **30981**

- PMA10, PMTXX, MTPM06-08-10, MTPXX, MTPX06-08, BTPX06-08:
P/N: **80928**



>Calibration verification of manual crimping tool C130-26.



VERIFICATION TOOL





► **TO BE INSERTED IN THE TOOL HEAD** to check tool force

TOOLS	Verification tool	P/N	Requires force sensor
D31 range		300731-D31	70 kN
D36 range		300731-D36	70 kN
D51-D52-D55 range		300731-D55	70 kN
Tool BPL061		212737	70 kN
D62 range		300725	70 kN
D80 range		194010-01	150 kN
C130 range		194010	150 kN
H130 range		194010 30289-01	150 kN
Tool BTEMXX PMA10 PMTXX		230353	60 kN
Multitool tool		96809	60 kN
The P/N does not include the electronic box or the force sensor			

> For the verification of other tools, **please contact us**.

FORCE SENSOR

► TO BE INSERTED IN THE TOOL VERIFICATION TOOL

FORCE SENSOR	P/N	Force sensor Portable electronic box
70 kN force sensor Portable electronic box	300740	
150 kN force sensor Portable electronic box	300741	
70 kN force sensor 150 kN force sensor Portable electronic box	300742	
60 kN force sensor Portable electronic box	230444	
For a sensor or portable electronic box alone, please contact us		

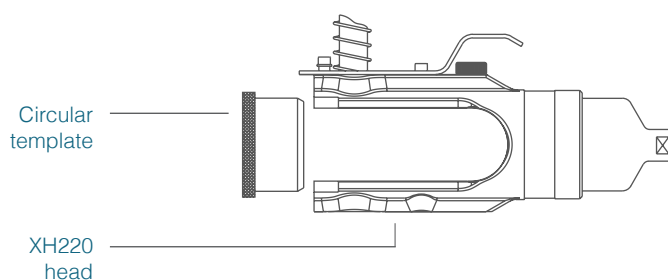


Portable electronic box
– For connection to the force sensor

> For the verification of other tools, **please contact us**.

CCUM

► DIE WEAR GAUGE



SNCF APPROVAL № IPM 03007

(concerning the 2 CCUM-Cat cases)

With the quality and conformity of your crimping operations in mind, DUBUIS has designed cases to periodically check the crimping tool and its die sets.

- A test gauge measures the force developed by the tool.
- A selection of double die set gauges is used to check hexagonal compliance of the die sets.
- Each gauge is specific to a die set section and is used to check the crimp shape in two axes: across flats and across flanks.
- It is validated without any possible interpretation.
- The manufacturing precision of these gauges is compliant with standard NFE 02-202.

130-KN CCUM-CAT CASE

P/N 82921 including:

- 1 test gauge + 1 special flat die set, to check the calibration of the C130, C130-ELEC or BPP130 crimping press.
- 5 double die set gauges, to check catenary crimping die sets, type: 12DE61 - 12DE77S - 12DE85S - 12DE97 - 12DE100



130-KN CCUM-SIG CASE

P/N 82974 including:

- 12 double die set gauges, to check signaling crimping die sets, type: 12DE68 - HMPG35 - HMPG70 12DE170 - 12DE173 - HMPG185 - 12DX255 - 12DE268 - ECO95 - EGU95 - ECO185 - EGU185

220-KN CCUM-CAT CASE

P/N 82931 including:

- 1 manometer, to check calibration of the hydraulic source to which the XH220 or XH250-R crimping head is connected.
- 1 CEJN/ ½ valve adapter to be used, if required, between the manometer and the hose, depending on the type of couplers used.
- 1 circular template, to check for any excessive opening of the XH220 or XH250-R head.
- 10 double die set gauges, to check catenary crimping die sets, type: SH16 - SH17,5 - SH20,4 - SH25 - SH28,5 SH29 - SH32 - SH32,5 - SH34,5 - SH40

Note: 25DE77S - 25DE85S and 25DE100 die sets can be checked using the die set gauges in the 130-kN case, as the crimp imprint is identical.



TORQUE WRENCHES

▶ WITH TOUCH-SENSITIVE AND AUDIBLE RELEASE



Observing the defined tightening torque ensures that assembled parts are mechanically held together. The torque wrench is the ideal tool combining tightening accuracy and efficiency.

- Adjustable tightening torque (operating range variable depending on model).
- Equipped with an accurate and readable vernier, improving adjustment accuracy.
- The vernier can be locked in the chosen position, thereby preventing accidental maladjustment.
- Touch-sensitive and audible release as soon as the torque is reached, can even be used in a noisy environment or in poor visibility conditions.
- The torque wrenches reset automatically as soon as the force is released and are ready for another tightening operation.
- Torque wrench equipped with a reversible ratchet so that it can be used for loosening.

Note: calibrated torque release only operates when tightening.

- Numbered torque wrench, supplied with a test certificate.
- Packaged in a protective plastic tube.

TECHNICAL CHARACTERISTICS

STANDARD	ISO 6789
ACCURACY	+/- 4 % of the displayed value
OPERATING RANGE	from 20 % to 100 % of the maximum tool capacity

TORQUE WRENCHES

	P/N	CAPACITY (Nm)		CORRESPONDING RAIL BOND THREAD	SOCKETS
	80997	5-25	1/4"	M6 M8	OFACR10 OFACR13
	80967	20-100	1/2"	M10	OFACS16H
	80968	40-200	1/2"	M12 M16	OFACS18H OFACS24H



DUBUIS IS ABOVE ALL, A CREATOR OF TOOLS

Our Design Office is at your disposal to develop any specific force-generating tools powered hydraulically, electro-mechanically or by any other innovative technology.

HYDRAULIC SPREADER

force of one tonne at the ends



CATENARY WIRE CUTTING TOOL

with a profile suited to different types of contact lines, avoiding cable deformation and producing a perfectly perpendicular cut



PLEASE CONTACT US



PERSONAL NOTES

Handwriting practice area consisting of two columns of horizontal dotted lines.





**ENERGY WITHIN
EASY REACH.**

17-19 RUE JULES BERTHONNEAU
C.S. 73406 - ZI de Villebarou
41034 BLOIS CEDEX
FRANCE

Tel.: +33 (0)2 54 52 40 00
Fax: +33 (0)2 54 52 40 34
Email: commercial@dubuis.com
www.dubuis.com



LAT.: N 47°36'30"
LONG.: E 01°18'15"

This catalogue is the property of Dubuis.
Any reproduction, even partial, is prohibited without the written authorization of Dubuis.
Dubuis reserves the right to make any modifications without notice.
Graphic design: certain images generated by AI
18/10/24

S.A.S. (Simplified Joint Stock Company) WITH CAPITAL OF €500,000 -
Corporate & Trade Register Blois B 596 120 329 - APE Activity Code 2573 B - VAT FR 32,596,120,329

DUBUIS